



TRADITION. QUALITY. PASSION.



www.roewer-rueb.de

RÖWER & RÜB

TRADITION. QUALITY. PASSION.



“The best craftsmanship for what is dear to your heart.”



FROM A GOOD SOURCE. FOR A GOOD REASON.

For thousands of years we humans have had a special relationship with horses. On and with horses great wars were won, fields were tilled and outstanding sporting performances were achieved.

Living and working with horses is a unique experience and at least as varied as history itself – every day is both a gift and a challenge. A love of horses is something very special which we were born with and we have made this passion our vocation.

For more than 40 years, we at **Röwer & Rüb** have focused on the design and manufacture of living spaces for horses.

From our headquarters in the heart of Lower Saxony, renowned as horse country, we carry our know-how out into the world. Although we are a company with international operations, we have never lost touch with our roots. We were and still are a craftsman's business that has been maintaining the highest quality standards for decades. The know-how we have built up in our company combined with the latest technology creates the best products for **your stable, your horses and ultimately for you.**

www.roewer-rueb.de

CONTENTS

About us	08
Show park	12
Showroom	14

HORSE STALLS

HORSE STALLS 20

BASICLINE models 32

Verden 38

Stuttgart 38

Kopenhagen 38

Sliding door model 34

Hamburg 42

Hinged door models 36

Hannover 48

Berlin 54

Bremen 60

Amsterdam 66

Rom 72

Special models 74

Partitions 78

PENS 82

PADDOCKS 86

LOOSE BOXES 90

ACCESSORIES

Feeding and watering systems 102

Solariums 104

Grooming and washing 106

Inspection stands 106

Riding arena management 110

BARN DOORS, DOORS, WINDOWS

Hinged gates 116

Doors with segmental arch 122

Riding arena doors 128

Sliding barn doors 130

Individual barn doors 132

Wooden slatted barn doors 134

Loose box doors 136

Stable entrance doors 148

Windows 150

Technical details 156

TRAINING

HORSEWALKERS 166

ROUND HORSEWALKERS WITHOUT ROOF 170

ROUND HORSEWALKERS WITH TRACK ROOF 176

EXERCISE AND LUNGEING ARENAS 184


OVAL HORSEWALKERS 196

Technical Details 206

AquaLine 214



1867 Foundation of the Heinrich Röwer smithy for shoeing horses and carriage construction in Blender. The breakthrough is achieved with the famous, innovative Röwer plough. The Röwer & Co plough factory grows to become one of the largest in Germany.



1928 The first Röwer trailing plough for tractors is launched. The company now owns more than 100 patents around the world.



1978 The young master machine builder Elfert Rüb acquires the factory and takes on its workers and establishes Röwer & Rüb GmbH. The company's main focus shifts, first to general stables, then to horse stables.



1989 After 10 years the company focuses on horse stalls. One year later the company's range is extended by the AluTeam jumps, round arenas and oval horsewalkers, that, however, do not achieve a great breakthrough until 20 years later.



1992 Röwer & Rüb builds the first loose boxes and stables, includes doors, barn doors and windows in the company's portfolio.



2000 Relocation to Thedinghausen. During the inauguration celebration the Who's Who of the equestrian world gather together. At the same time the 2,000 square metre show grounds are opened and the first tests are carried out with bamboo as an alternative to hardwood.



2003 Röwer & Rüb GmbH celebrates its 25-year anniversary.



2006 The Freimatic horsewalker as a bestseller: The 1000th horsewalker "leaves the assembly line".



2007 Röwer & Rüb founds the German Horse Industry in collaboration with other companies and specialists to offer global customers concentrated know-how.



2008 New generation: Dr Andreas Jacobs and Rüdiger Deckert acquire an interest in Röwer & Rüb alongside the Rüb family. The footprint of the production facility is increased to 10,000 square metres with the construction of a new hall.



2011 The Teomatic ring horsewalker and oval horsewalkers supplement the horsewalker range. Export gains in importance. Röwer & Rüb is nominated for the Business Award of Lower Saxony.



2014 Completion of the Röwer & Rüb show park with over 7000 m² of exhibition space.



2017 The demand for R&R quality increases noticeably in the United States, and Röwer & Rüb finally crosses the pond and founds Röwer & Rüb USA.



2018 A big summer party for all employees from all over the world is the highlight of the anniversary year – 40 years of Röwer & Rüb must naturally be celebrated in a fitting manner.



2019 With the establishment of Röwer & Rüb UK, competent, fast and long-term customer advice and care is also ensured in the future in the United Kingdom.

THE FUTURE NEEDS ROOTS

From a regional ploughmaker to global player



We would tend to describe our entrepreneurial beginnings as modest, but there is one thing we can nevertheless proudly claim: Röwer & Rüb has made a name for itself around the world and we are proud to say that it is a good one.

What started more than 150 years ago as a small family business has long since developed into an internationally active company. On more than 10,000 square meters we plan, develop and produce products for equestrian enthusiasts in Germany and all over the world. The ideas and wishes of our customers, together with our decades of know-how and the

resulting perfection in craftsmanship, create something very special – a new home for your horses! A highly qualified international team will advise you individually, taking into account the local conditions and your wishes. We are renowned for on-time delivery and deadline compliance, irrespective of the size of the order. We keep our promises. **Anywhere in the world.**

WHAT YOU CAN RELY ON

Competence in service and consulting

Competence in service and consulting

The highly qualified R&R team accompanies you and your idea from the first meeting through to acceptance testing and makes sure that your wishes are implemented professionally and according to your wishes. At the beginning of the planning phase we work with you to lay the foundations for the ideal solution – individual and tailor-made for your requirements, in both new buildings and for renovations. A partnership of equals.

Best quality – Made in Germany

What we do, we want to do right. As the applicable DIN standards are often not stringent enough for us, we have developed our own quality standards. These are standards that we apply in our in-house production and that our suppliers also have to meet. Our production facilities are always in

line with the state of the art and as a certified welding company, with all the necessary patents, we supply consistently high-quality workmanship. The items we do not make ourselves are manufactured exclusively for us to satisfy our requirements and demands. We can rely on our partners and suppliers, and ensure seamless compliance with our quality standards.

This enables us, for example, to guarantee a consistently high steel quality that exceeds DIN requirements.

All our buildings and roofs are naturally manufactured and assembled in accordance with EN 1090 provisions.

Knowledge through experience

There are no problems – there are only solutions. This is naturally easier said than done, but we always try to focus on the best possible result – with all our experience. We have learned the

necessary trades from scratch and decades ago dedicated ourselves completely and with passion to horses and their needs.

Our know-how makes us flexible and allows us to make specific and individual decisions easily. With constant curiosity and enjoyment we have worked hard to be able to support our customers with our experience in the best possible way.

Safe and horse-friendly

Safety is a matter of course. The high safety standard of our products has the highest priority – for both horse and rider. Sometimes it is only details, and sometimes the overall design that makes horse handling safer. We also create modern horse management conditions that are in line with the needs and nature of the horses themselves. We know that light and air, for example, are just as important for high performance athletes as they are for leisure horses.



Innovations – taken from practice for use in practice

You have probably often thought: "That would still have to be invented!" We think about it every day and rack our brains to come up with new ideas and innovative solutions.

We focus on the details, test and fine-tune until a supposedly ingenious idea is so technically mature that it meets our quality standards. We want to make your work with your horses easier, safer and more convenient – if we succeed, our work has been worthwhile.

Everything from one source

With our wide range of products we are able to help you create your entire facility in a holistic manner. Our products are coordinated with one other and designed for modular planning. For you this means only one contact for simpler development and fast implementation. Subsequent ex-

tensions are possible and unproblematic at any time.

Best references

Satisfied customers are also our best recommendation. Our reference projects are very varied and can be found around the world. They range from big-name Olympic riding stables to small recreational facilities. We would be happy to go on a journey with you and show you reference projects that are in line with your vision.

Long-term value

Irrespective of whether you run boarding stables or exclusive private stables, our products enhance any facility – for long-term success. This is guaranteed by their high quality, durability and outstanding function.

Strong partners in a solid network

Close cooperation and collaboration with other companies from

the equestrian sport and horse management sectors is not only beneficial for us, but also helps our customers. We share experience and know-how and we can offer you solutions and possibilities that are not actually included in our portfolio.

Flexible and on time – around the world

Irrespective of the size of your project, we are renowned for on-time delivery and deadline compliance – no matter whether the final destination is in Bremen or New Zealand.





1

THE RÖWER & RÜB SHOW PARK

7,000 square metres of ideas
for hands-on testing

Unique in Germany, probably in the whole world. We would like to invite you to experience the world of Röwer & Rüb yourself.

At our company headquarters in Lower Saxony you can compare all

horsewalkers, view different roofing options and take in all the possible loose box options. Everything is shown in a real environment and is naturally ready for use. Test our range. A truly hands-on experience.



3



4



WALK THROUGH OUR SHOWROOM

Including competent consulting

The R&R team will be pleased to inform you in detail about the technical possibilities and advantages of our extensive product range. Contact us to arrange an appointment and make sure you have lots of time! We will then take you on

an exciting journey through the world of Röwer & Rüb.

There are also a number of attractions around Thedinghausen such as the equestrian museum in Verden as well as breeding viewings, auctions and sporting events.

“Visit Röwer & Rüb for a hands-on experience.”



2



3



4



5



1



2



3



4

WHAT YOU CAN EXPECT

In the show park

- Oval R&R horsewalker
- R&R tower horsewalker with track roof and fence elements
- R&R exercise and lungeing arena with ring horsewalker and fence elements
- R&R loose boxes with R&R loose box doors and R&R paddocks
- Various versions of the fence elements
- R&R riding track drag

In the stable passageways

- All current R&R stall fronts in many different colours and finishes such as R&R hot-dip galvanised, R&R powder coated and R&R stainless steel electro-polished and glass bead blasted
- All R&R feeding systems such as the R&R feeding slot, R&R rotating trough, R&R feeding flaps and much more
- R&R partitions, fixed installation
- Sliding and hinged R&R partitions for mechanised manure removal

In the exhibition

- Highly exclusive, individual R&R stall fronts made of stainless steel
- R&R barn doors, R&R doors and R&R windows in many different models and designs
- Tack rooms
- Various woods, materials and surfaces in many colours
- Scale models of various stables and horsewalkers



RÖWER & RÜB HORSE STALLS

Safe, elegant and functional.
Durable and horse-friendly.
Inside or outside.
For novices or old hands.
For all demands and every requirement.

www.roewer-rueb.de



HORSE STALLS

The accommodation of your horses can't be good enough. We help you find the right design and the perfect product for your needs and wishes.







A HOME FOR YOUR HORSES

Whether you run private or boarding stables, whether you need stalls for leisure or sport horses, ponies or world cup winners, at R&R you will find exactly the right horse stall for your individual requirements. Our modular stall systems meet every demand because we personally take all your needs into account and work with you to choose the best product for your requirements.

From functional to exclusive

With its modular combination options, our horse stall collection offers the right solution for your individual requirements. Our models are available in different versions and materials and the design and size can be exactly tailored to suit your facility.

For good reason

Our decades of experience and close proximity to our customers have produced horse stalls that guarantee maximum quality and meet individual requirements.

R&R horse stalls are:

- Technically mature
- Safe for horse and rider
- Equipped with intelligent and useful details
- Durable and robust
- Stylish and aesthetic
- Customisable

The best prerequisites for ensuring that you and your horses are happy.

“If you want to help make the world happy, you first have to make a happy home.”

Albert Schweitzer

QUALITY THAT IS BETTER

We set the highest standards, for ourselves, our suppliers and our products. This guarantees the high functionality and stability of our horse stalls even after years of use.

DIN requirements make sense, but they are often not stringent enough for us. For this reason we have developed our own quality standards in order to meet your and our requirements to the highest degree.

For example, we have C-profiles produced according to our specifications instead of relying on mass-produced goods. This may be a little more expensive, but it increases the strength and enhances the appearance of the product many times over. It goes without saying that our in-house production processes are always in keeping with the state of the art. Our experience has shown us that high quality and careful processing pay off for you in the long term.

Material thickness – as much as necessary

As thick as possible is not always wise, especially not when it makes handling more difficult. We know that it makes sense to adapt the material thickness to the respective requirements in order to maintain and make use of all the positive properties of the materials. You will notice this in everyday life, for example when our doors still run smoothly after years of operation.



1



2



Eyebolts



Exclusive handle



Stainless steel stop plate



Night safety feature

Horse stalls with many R&R advantages

Quality and perfection are not easily achieved. On the contrary – they are the results of many years of experience and continuous optimisation.

Nothing is as important as strength and stability when it comes to horse stalls. The much appreciated R&R stall system stability is achieved by the circumferential, fully-welded frame. This technical detail also ensures easy and quick assembly.

Our R&R quality advantages at a glance:

- Sturdy Röwer & Rüb C-profiles developed by us
- Safe bar spacing with a thickness of 50 mm
- Low risk of injury due to rounded edges
- Additional latch for night security
- Stainless steel fittings protect the powder coating from scratches at sensitive points
- Diameter of the bars 26.9 mm
- Adjustable, strong hinges with injury-proof rounded lugs
- Air slits for perfect ventilation
- Modular combination of wood types and designs
- Wide selection of supplementary decorative elements
- No top ties on two-section hinged doors
- Hardly any visible welding seams
- A clean finish on the stable passageway, as we do not install any base plates



GALVANISED, POWDER-COATED OR STAINLESS STEEL?

Our stall models are available with various surface finishes, ranging from corrosion-protective hot-dip galvanising to customised powder coating and stainless steel. The surface treatment of the steel is decisive for its visual character and determines the appearance of your horse stall.


Once the desired patina has formed, **hot-dip galvanised steel** is insensitive and changes its appearance with time.

Powder coatings are applied to the pre-treated galvanised surface and are available in many different colours. This type of surface creates a particularly warm atmosphere in the stable.

Stainless steel is easy to keep clean and with the right care retains its luxurious appearance. When cared for regularly, stainless steel stalls have a timeless character and look new even after many years. An electro-polished surface

is smooth and glossy, a glass bead blasted surface is matt.

Supplement and combine our surfaces according to your wishes and ideas to create a special effect. For example, a powder-coated frame with stainless steel bars.



1



2



3



4



5



6



- Fig. 1 Hot-dip galvanised
- Fig. 2 Powder-coated anthracite with chrome-coloured flat finial
- Fig. 3 Powder-coated green with stainless steel top grating
- Fig. 4 Stainless steel glass-bead blasted with stainless steel top flat finial
- Fig. 5 Electropolished stainless steel with stainless steel flat finial
- Fig. 6 Powder-coated green with stainless steel bite rail



BAM



IBOO

The "wood" of the future

For many years we have been doing real pioneering work and looking for alternatives to the well-known hardwoods. We ran tests, researched and faced setbacks – but we never gave up. Today we can truly say – it was worth it!

Highly compressed bamboo combines all the advantages we are looking for:

It is particularly resistant to being kicked and bitten but is more flexible than red ironwood and does not warp. Selected, thermally treated bamboo is also very resistant to external influences.

Sustainable cultivation to protect the rainforests


Bamboo is actually not wood at all, but a very fast growing grass. Some types grow up to one metre per day.

At the age of five to seven years, selected trunks are harvested in bamboo forests and provide a valuable raw material for further processing. In contrast to trees, the plant does not die but produces new shoots.

When it grows, bamboo absorbs a relatively large quantity of CO₂ and also binds it after harvesting. The advantages speak for themselves and for this reason bamboo is becoming an increasingly important raw material.



1



2



3



4



5



6



INDIVIDUAL. TAILOR-MADE. UNIQUE.

It is often the little things that make our world a nicer place to live in. A fine selection of round and flat finials as well as decorative elements made of wood lend our stall fronts an individual touch.

Your way to exclusive design

Wood We turn the natural material wood into a design element of your personal choice. The choice of wood infill has a decisive influence on the appearance of your stall fronts.

Vertical boards with vents has a

classic look (Fig. 2). Vertical boards with a wooden cross (Fig. 3) are suitable for stall fronts with hinged doors.

Colours

With our R&R powder coating you bring colour into play, or rather into your stable. In addition to classic colours such as green, red, blue and anthracite, further individual RAL colours are available. Colour always complements form in our designs.

Decorative metal elements

All's well that ends well! The per-

fect finish for our round columns is provided with our round and flat finials made of stainless steel or brass. The dish-shaped finials are available with a galvanised or powder-coated finish.

More individual and unusual versions such as a horse's head, for example, are also possible.

R&R BASICLINE

Durable and resilient materials, a robust and strong construction combined with easy handling – this is our R&R BASICLINE.

Unadorned and without frippery, this product line offers you the best for your daily work in the stable.

Our **BASICLINE horse stalls** make your everyday work easier and keep you focused on the essentials: your horses!

Galvanised and powder-coated stall fronts from the Verden, Stuttgart and Copenhagen range of models (combined with a feeding slot or rotating trough) are always available with the best **R&R craftsmanship**, which makes your daily routine in the stable a little easier.



Verden model




Stuttgart model



Copenhagen model

BASICLINE Design options in the wood range

Front walls with sliding or hinged doors with feeding slot or rotating trough



Feeding slot



Rotating trough



Feeding slot



Rotating trough



Feeding slot



Rotating trough



Hamburg model

STALLS WITH SLIDING DOORS

Our Hamburg stall fronts are not only available in many different designs, but also with different wooden fronts, for example with and without cross boards as well as with different feeding systems.

Good planning is half the battle

We always take a good look at the details. A number of aspects are important when selecting the right stall front and door shape. When planning we take the size and type of your facility, the width of the stable passageway and also the breed and type of horse as well as the gender of the horses to be accommodated into account. And last but not least – your personal

and individual wishes and needs regarding the stall design.

We recommend **closed fronts** for stallions, show-jumpers or frequently changing stock. It should be possible to close grille flaps or the **top door sections** when needed.

There is naturally less space in narrow and confined stall passageways, and our sliding doors, in contrast to the hinged doors, are real space marvels and savers.

Design options in the wood range – front walls with sliding doors

Without cross board



Feeding slot



Rotating trough

One cross board



Feeding flap



Rotating trough

Two cross boards



Feeding flap



Rotating trough



Berlin model



Hannover model

STALLS WITH HINGED DOORS

The R&R hinged doors are practical, easy to handle and offer a variety of possibilities in everyday stable use. With our two-section hinged doors you can open or close the top door section, whereas with the single-section hinged doors (such as Fig. 3 on page 49), the grille flap can be opened. The

closed fronts are always useful and helpful when the stable passageway is often very busy. Stalls with open fronts, on the other hand, always allow the horses to put their head and neck over the wall of the stall and therefore a wider stable aisle passageway may be advantageous.



Amsterdam model



Bremen model



Rom model

Design options in the wood range – front walls with hinged doors

Without cross board



Feeding slot



Rotating trough

One cross board



Feeding flap



Rotating trough

Two cross boards



Feeding flap



Rotating trough



1

OUR GALVANISED BASICLINE MODELS



Verden, Stuttgart and Copenhagen



Verden model



Stuttgart model



Copenhagen model

“Tidy. Functional.
Durable.”



2



3

The solid BASICLINE fronts with sliding and hinged doors are impressively functional in everyday use. Very easy to slide open and closed and available in many different variations, this series is one of our best-selling models. All BASICLINE models have vents as a standard feature.



4



5



1

WOULD YOU LIKE A LITTLE BIT MORE?



Verden model



Stuttgart model



Copenhagen model



2

We apply the R&R powder coating to the hot-dip galvanised steel in a special, tested process.

In many different colours and according to your individual wishes.

R&R powder coating therefore brings colour into play, or rather into your stable passageway.

Verden model

- Rounded, high-quality, adjustable running rail
- Smooth-running and quietly closing door
- Telescopic lock can be opened with one hand
- Small distance between the front and the running rail, reducing the risk of injury

Stuttgart/Copenhagen models

- Hinged door with spring bolt latch can be opened with one hand and closes easily and quietly
- Telescopic lock can be opened with one hand
- The upper door is firmly locked onto the lower door with a telescopic bar
- Strong, adjustable hinges with rounded lugs
- Night safety devices are easily foot-operated

All models

- Passage 1.30 m
- Can be combined with all R&R feeding systems such as feeding flap and slot or rotating trough
- The BASICLINE models can be equipped with all hinged and sliding partitions



1

HAMBURG MODEL

Our Hamburg model is a genuine Röwer & Rüb development.

The rounded running rail is mounted directly on the front wall, not only creating a minimalist look but also providing additional safety. The Hamburg stall model has a sliding door with a segmental arch and the position of the top rail does not pose any risk of injury to the horses.



Hamburg model – hot-dip galvanised

“Sliding doors with elegant segmental arch.”



2



3

The hot-dip galvanised Hamburg model – a safe and elegant solution

We also supply the curved wooden panel above the door with individual designs such as logos, branding etc.



4



5



1

HAMBURG MODEL



The shape of our Hamburg model series is accentuated and skilfully highlighted by the R&R powder coating.

Individually selected colours can create very special highlights and, in combination with the special surface finish of the powder coating, create a warm and cosy stable atmosphere.

We would be pleased to advise you!



Hamburg model – powder-coated



2



3



4



5

- Integrated and adjustable running gear
- Smooth-running and quietly closing door
- Door width 1.40 m, passage 1.30 m
- Telescopic lock can be opened with one hand
- Ventilation slots and grille flap are standard, the flap is secured when open
- Can be combined with all feeding systems such as feeding flap and slot as well as rotating trough
- Hamburg can also be equipped with all hinged and sliding partitions



6



1

HAMBURG MODEL

Both the high-gloss electropolished and glass bead blasted stainless steel finishes underline the minimalist design of our Hamburg stall front in a very special way.

The elegant and reduced design language is perfectly complemented by the glossy or matt finish of the respective surface treatment.



“Elegant and minimalist.”





1

HANNOVER MODEL

The hinged door is slightly curved at the top and becomes an effective eyecatcher at the front of the stall between the two columns.

Classic and elegant, at the same time discreet and restrained. Hannover is also available in three modular versions: **R&R hot-dip galvanised**, **R&R powder-coated** and **R&R stainless steel**.




Hannover model – hot-dip galvanised

“Symmetrical structure in a classic design.”




2



3

The most popular design variant is the type with a two-section stall door. Depending on the requirements and the stall occupants, you can leave the top door section closed or open to allow a view into the stall passageway; on the single-section door this is possible with the grille flap (figs. 1, 3).

The Hannover model with the **R&R hot-dip galvanised** surface treatment combines classic design with many practical variation options.



4



1

HANNOVER MODEL



With its many different colour options, the R&R powder coating emphasises the classic and reduced design language of our Hannover model.

Your favourite colour makes the round arch of the stall door with the two side columns a real eyecatcher and complements the overall style of your stable building.



Hannover model – powder-coated



2



3



4



5

- The hinged door with spring bolt latch can be opened with one hand and closes easily and quietly
- Passage 1.30 m
- Strong, adjustable hinges with rounded lugs
- Telescopic latch can be opened with one hand
- The upper door section is firmly locked onto the lower door with a telescopic bar
- Foot-operated night safety feature
- With the single-section door with double grille flap, the flaps are secured in the open position
- Can be combined with all feeding systems such as the feeding flap and slot as well as the rotating trough
- Hannover can be equipped with all hinged and sliding partitions



1

HANNOVER MODEL

Our Hannover stall front naturally also cuts a particularly fine figure in R&R stainless steel.

Simply combine matt and shiny stainless steel surfaces to create a stylish and unusual look. High quality luxury with a special appeal.






2



3



4



5

“Do what you want – with the all-rounder Hannover!”

You can also combine powder-coated stalls with galvanised bars or stainless-steel gratings. Single-section or double-section doors are optionally available with a double grille flap or a V-shaped cut-out section.

Powder-coated elements provide additional highlights. We will help you with creative ideas and show you how to design your personal favourite stall.



1

BERLIN MODEL

Plenty of room for an open view out of the stall into the stable passageway – our Berlin model is an invitation for horses to be curious.

However, this requires a little more space in the stable passageway. The side arches join to form one line and create a linear finish for the open stall door.



Berlin model – hot-dip galvanized



2

“Open, friendly and a clear, linear style.”



4



3



5

The **R&R hot-dip galvanised** fronts of the Berlin model series cut a particularly fine figure. The classic hot-dip galvanised surface treatment is combined with the clear lines of the stall front. The column finials can be freely combined and a gloss finish in stainless steel can also be included as a contrast to the R&R hot-dip galvanised finish. (Figure 1, 3)



1

BERLIN MODEL

Wherever the stable passageway is wide enough, open stall fronts are very popular.

The horses can look out of the stall when they want to and experience more freedom – there is always something exciting going on in the stable passageway. You can also individually design your Berlin stall front with the wide colour range of the **R&R powder coating**.

Classic or striking – discreet or colourful.



Berlin model – powder-coated

“More freedom with an open stall front.”



2



4



3



5

- The hinged door with spring bolt latch can be opened with one hand, closes easily and quietly
- Passage 1.30 m
- Stable, adjustable hinges with rounded lugs
- Foot-operated night safety feature
- Can be combined with all feeding systems such as the feeding flap and slot as well as the rotating trough
- Berlin can be fitted with all hinged and sliding partitions



1

BERLIN MODEL

Open front in elegant R&R stainless steel. Matt or glossy.
The Berlin model also looks good in stainless steel.

With the right care, the stainless steel finish – both electropolished and glossy and glass-bead blasted and matt – retains its exclusive appearance for an eternity. Our stainless steel is also very easy to maintain and clean.





2



4



3



5

“Exclusive look for an eternity.”



1

BREMEN MODEL

One of our most popular stall models has an impressive, timeless and friendly design.

A harmoniously curved line runs through the front of the stall and at the same time forms the soft upper edge of the middle door. The front can be adapted to different widths without losing its uniform style – ideal for upgrading older systems.



Bremen model – hot-dip galvanised

“The open classic style.”



3



2



4



5

The Bremen model is one of our real classics and with the **R&R hot-dip galvanised finish** the stall front is a real all-rounder. Open and elegant. The stall front can also be combined with different troughs and decorative elements. Here the galvanised fronts have been complemented with glossy stainless steel elements for a stylish look.



1

BREMEN MODEL

The different colours of our R&R powder coating can be used to lend the Bremen model a different style.

Green looks more classic, red more friendly and anthracite looks more minimalist. Complementary stainless steel elements also make this design something very special.



Bremen model – powder-coated

“ R&R powder coating –
always something different.”



2

- The hinged door with spring bolt latch can be opened with one hand, closes easily and quietly
- Passage 1.30 m
- Strong, adjustable hinges with rounded lugs
- Foot-operated night safety feature
- Can be combined with all feeding systems such as the feeding flap and slot as well as the rotating trough
- Bremen can be fitted with all hinged and sliding partitions



3



4



5



1

BREMEN MODEL

The R&R stainless steel version lends our Bremen stall front an exclusive look and also enables exciting combination options with powder-coated elements.



“Individual, high-quality and durable.”



4



2



5



3



1

AMSTERDAM MODEL

The Dutch city of Amsterdam features many inspiring and attractive details and skilful architecture.

This is also true of our stall model with the same name. Our Amsterdam stall front adds an elegant touch to your stable passageway without losing its understated elegance.



Amsterdam model – hot-dip galvanised

“Elegance with open dynamics.”



2

On the **R&R hot-dip galvanised** version a stainless steel finial can additionally underline the individual character of your Amsterdam stall front. Hot-dip galvanised meets stainless steel – we would be pleased to advise you.



3



4



1

AMSTERDAM MODEL



Why not bring colour into play with our R&R powder coating.

The harmonious curve of the Amsterdam front can be effectively highlighted in a particularly stylish way when it is powder-coated. Glossy round finials or stylish top features can also be added to decorate the solid columns of the stall front.



Amsterdam model – powder-coated

“Individuality with column finials.”



2



3



4



5

- The hinged door with spring bolt latch can be opened with one hand, closes easily and quietly
- Passage 1.30 m
- Strong, adjustable hinges with rounded lugs
- Foot-operated night safety feature
- Can be combined with all feeding systems such as the feeding flap and slot as well as the rotating trough
- Amsterdam can be fitted with all hinged and sliding partitions



1

AMSTERDAM MODEL

The elegant-dynamic design of the Amsterdam stall front can naturally also be perfectly combined with the R&R stainless steel option.

The elegance and feel of matt or glossy stainless steel complements the open and perfectly shaped stall front.





2

“Amsterdam adds an elegant touch to your stable.”



4



3



5



ROM MODEL

Stylish lines and tasteful decorative elements combined with the best R&R craftsmanship.

A stall front that we have refined and improved continuously over the decades. The **R&R powder coating** and **R&R stainless steel** options and the variation possibilities with round or flat finials on the columns make Rom a gem in your stable. Finished with an elegant colour or a high-quality stainless steel surface, Rom is a stylish focal point for any stable passageway. Premium original products in the best R&R quality.



Rom model – powder-coated

“Our passion for something special.”



2



3



4



5

- The hinged door with spring bolt latch can be opened with one hand, closes easily and quietly
- Passage 1.30 m
- Strong, adjustable hinges with rounded lugs
- Foot-operated night safety feature
- Can be combined with all feeding systems such as the feeding flap and slot as well as the rotating trough
- Rom can be fitted with all hinged and sliding partitions





1



2



3



4

CUSTOMISED DESIGNS

Looking for a personal touch?

We would not be Röwer & Rüb if it were not our highest goal to fulfil the wishes of our customers to a special degree.

This also includes individual wishes and the realisation of very special ideas.

Individually planned and manufactured stall fronts that include the ideas and dreams of our customers make every stable unique.

We listen to you and make your

wishes come true in the usual horse-friendly, high **R&R quality**. Available in small and large quantities. No matter how extravagant or spectacular your ideal stables may be, we make your dreams come true. If you are still looking for your perfect horse stall, please contact us.

We work with you to help you turn your ideas into concrete plans.



1



2

Celebrating diversity

The solutions that we produce for our customers are as varied as their horses and as different as their owners. Around the world with exciting challenges. Even we are always amazed and surprised about the results that we achieve, such as integrated cupboards or grating inserts in the bottom section of the stall doors or a special design with attractive inlays. Together with our customers we always create something unique.

We listen to you and make sure you achieve your heart's desire – even the craziest of ideas. For more than 40 years.



3

R & R



4



5



1 The hinged and sliding partition is suitable for stalls that are deeper than wide.



Hinged partitions permit manure removal from entire rows of stalls.



3 Sliding partitions allow horses into the passageway while their stalls are being mucked out.



If individual stalls are cleaned from the front with an articulated arm, the hinged front wall is an ideal solution.

MECHANISED STALL CLEANING

Various simple and quick solutions for the removal of the partition walls and the equally quick removal of the hardwood manure board allow time-saving and easy mechanical removal of manure so you can quickly focus on your horses again.

The R&R stall fronts and hinged or sliding partition walls are freely combinable. You can put together the right stall system for your specific needs. We are naturally at your side every step of the way with our years of experience for advice and support.

Strong and doubly safe

The all-round frame ensures maximum safety. As on the R&R stall fronts, the bars are welded in the frame and are 50 mm apart. The base board is made of moisture-repellent hardwood, the 1.30 m high wooden infill is made of bamboo.

Matches the stall front

We supply all R&R partitions in our track-proven R&R hot-dip galvanised, R&R powder-coated and R&R stainless steel finishes.

All surfaces and materials can naturally be combined with one another.



1



2



3



4

All R&R partitions at a glance

Our partitions are available either with or without a cross-board in the centre. Our wood/grille partition walls offer the horses the possibility to make contact with their neighbours (Figs. 1, 2).

Solid panels in the feeding areas are effective for calming horses that covet the fodder of the other horses. The solid panels match the front walls and are available in straight versions (Figs. 3, 4) or curved versions (Figs. 7, 8).


Our contact grilles separate the horses visually from one another, but still allow them to make contact (Fig. 5, 6). It naturally makes sense for the horses to be able to make contact. However, all of us are familiar with everyday situations in which clear separation seems to make sense. Our solid wood partition walls provide the necessary visual separation and added safety (Fig. 9, 10).




5



6



7



8



9



10



1



2



3



4



5



6



7



8

Indispensable in everyday life

Sometimes things have to be done as quickly and simply as possible.

With our decades of experience we have been able to perfect the stall cleaning process and, together with many other horse enthusiasts, have developed various systems that are unbeatable for everyday stable use and that save you a lot of work.

The lower red ironwood manure board protects the actual R&R stall

partition against the ammonia in the horse's urine and is quick and easy to remove.

Our stall partitions can be either swung to the side or pushed into the stable passageway. The horses can then be safely accommodated in the stable passageway during cleaning.

Paving the way for mechanised stall cleaning!

- Fig. 1 Red ironwood manure boards protect the bottom of the horse stalls against ammonia and are particularly strong.
- Fig. 2 Easy shifting of the stall partition wall into the stable passageway.
- Fig. 3 The partition wall can be completely pushed aside and is not in the way during cleaning.
- Fig. 4 The red ironwood manure board can be removed quickly and easily by hand.
- Fig. 5 A sliding screen protects the rollers and secures the lower red ironwood manure board.
- Fig. 6 Generously dimensioned stall openings permit access even with larger machines.
- Fig. 7 The entire interior of the horse stalls can be easily accessed and cleaned with a machine when the partition walls have been removed.
- Fig. 8 Hinged partition wall.



PENS

Customised solutions for an extra portion of fresh air – pens and open stalls for different numbers of horses.



1



2



3

With the R&R pens, our partition walls and paddock systems you can create your stable according to your personal requirements.

We work with you to plan pens to suit your needs – whether you need large or small pens, pens for foals, for boarding horses or your own stock – and can also supervise installation down to the smallest detail.

The basis of functional group stabling is always a solid concept with an effective and practical layout.


We can help you.

Pens for large and small horses

Our **R&R pens** have proven their worth, especially for breeding. Several fronts are simply put together depending on the number of horses. The spacing is variable and can be adapted to suit the growth of your horses. Our feeding grates are also available with doors that have the same advantages as the R&R sliding doors.



1



2



3



4



5



6



7



8



9

Individual horse feeding

In practical applications the feeding grates have proven to be considerably more economical for feeding roughage than round bale racks, for example, as the hay cannot be as easily spread around.

Our feeding grates are available as **R&R hot-dip galvanised**, **R&R powder-coated** and **R&R stainless steel** versions.

Concentrated fodder in feeding pens

Feeding racks, which can be ideally combined with our partitions, are advantageous for feeding different concentrated fodder rations.

Fronts with troughs mounted on the passageway side (Fig. 2) are also available as individual solutions.



1

PADDOCKS

EXERCISE AND FRESH AIR

Modern horse management – safe and track-proven

Exercise and fresh air are indispensable in modern horse management.

We take care of safe fencing for large and small paddocks. Our systems are so flexible that you can turn a large paddock into a small one within minutes – and naturally vice versa.

Our weatherproof **R&R paddock systems** are suitable for outdoor areas adjacent to horse stalls as well as for the construction of separate strong pens.



2

“Flexibility and imagination for the safe freedom of your horses.”



3



4



5



6

From mini paddock to larger run in no time at all

Our paddock systems are real all-rounders. You can turn individual paddocks in to mini-paddocks or a large paddock in a flash. It also makes clearing and cleaning surfaces or shovelling snow in winter child's play.



1

Stability & safety – genuine R&R quality

- Two-inch round tubes are completely safe for the horses and cannot cause any injury if any neighbourly scuffles should break out.

The gate elements are equipped with adjustable hinges and safety locks.

The **telescopic lock** is particularly practical and our paddocks are also available with the track-proven **R&R double bolt lock** on request.

The paddock systems are available in **R&R hot dip galvanised** or **R&R powder coated** versions.



2



3



4



5

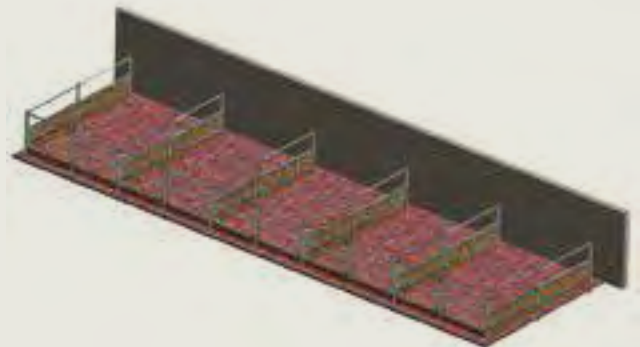


6

Enclosed paddocks for even more safety

Our enclosed paddocks (Figs. 5, 6) are even safer for your horses, as they cannot become trapped and kicking injuries are prevented as they are designed without bars.

We are happy to coordinate the design of the paddock walls with your interior stall fronts.



LOOSE BOXES

Friendly, light and airy and additionally strong and durable. The R&R outdoor stalls meet all the requirements of modern horsekeeping standards and at the same time offer the highest degree of strength and functionality.







1



2



3



4



5



6



7

LOOSE BOXES – VERITABLE QUICK-CHANGE ARTISTS

Diversity under one roof

The R&R loose box concept offers you almost limitless possibilities with regard to quantity as well as configuration, size and features. Our loose boxes always make a good impression – as a small private double stall or as a complete large stable facility.

If you need more space, you can extend the system at any time due to its modular design. It can even be easily moved to a new location.

R&R galvanised or R&R powder-coated steel profiles in hardwood timber make a lasting impression.

The roofing options include corrugated coloured sheets or sandwich elements especially made for Röwer & Rüb.

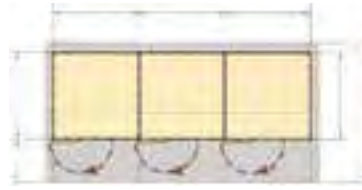
However, any other roofing is also possible and so your loose boxes will blend in perfectly with their surroundings.



8




1



Rows of stalls with the dimensions 3.40 m x 3.40 m, 3.40 m x 4.00 m or 4.00 m x 4.00 m can be extended as required. Retrofitting is also possible.



2

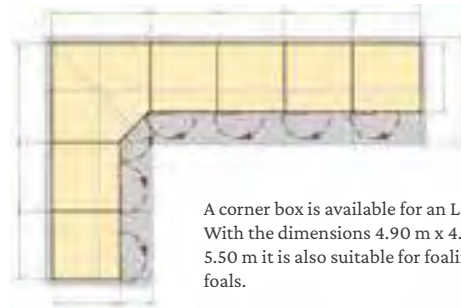


The head box measuring 4.70 m x 3.40 m, 4.70 m x 4.00 m or 5.30 m x 4.00 m at the end of the row is an optimum tack room or fodder store. When equipped with a barn door it is also suitable for use as a store room.

Head boxes can also be positioned in the row.



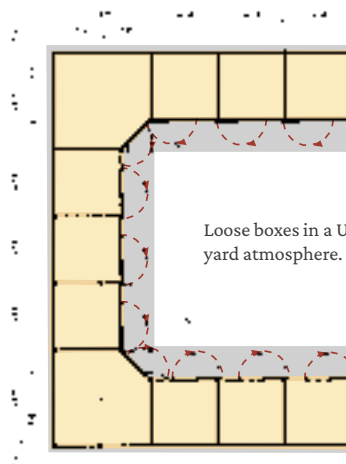
3



A corner box is available for an L-shape. With the dimensions 4.90 m x 4.90 m or 5.50 m x 5.50 m it is also suitable for foaling or for mares with foals.



4



Loose boxes in a U-form create an enclosed interior yard atmosphere.



5

One stable – a host of options

As we all know, there is often not only just one solution. This is also true of our loose boxes.

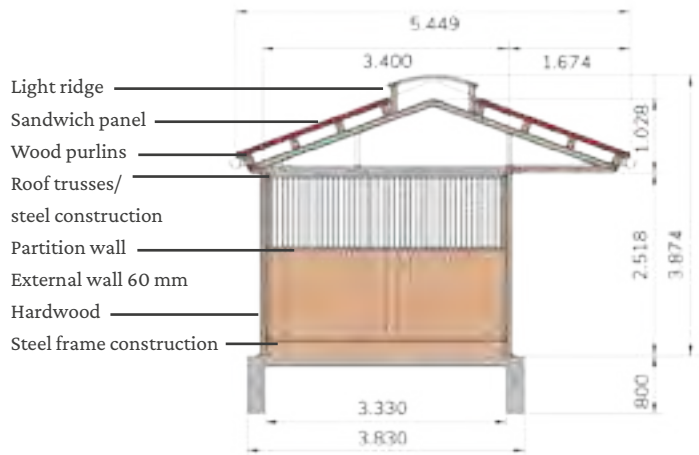

Our loose boxes have a variable layout and the modular use of barn doors, doors and offset walls provides the construction kit to implement your ideas. Head stalls do not necessarily have to be placed at the end, but can also be used in the middle of the stall row as a tack or feed room, storage area, shed or large foaling area. If you remove the stall front of a module, you will have a protected shelter.

Special wishes? No problem.

Although the loose boxes have to be adapted to withstand all snow and wind loads, larger roof overhangs or special stall dimensions are naturally also possible.



6



Well-advised on all counts

With our 40 years of experience we know what we are talking about and over this time we have modified and optimised our loose boxes again and again.

The 1.70 m roof overhang protects both horse and rider against the sun and rain. The interior of the R&R loose boxes also offers a high level of comfort. The insulated roof prevents heat loss in winter and in summer keeps the stable cool. The light ridge included as a standard feature with electrically controlled ventilation flaps provides plenty of

light and air. Sensors automatically control opening and closing of the flaps.

Variable optional features

The 60 mm thick hardwood planks with double tongue and groove create a strong and stable outer wall that meets even the toughest requirements. Additional barn doors, doors and windows can naturally be fitted into the side and back walls. Various trough, drinking bowl and stall door models are available. All doors are equipped with a safe double bolt latch. This can be opened

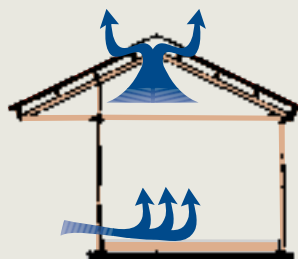
from the inside so that the escape function can be used in an emergency.

Quickly installed

When the plans for the stable are finished, the drawings and structural engineering calculations for the building application are quickly available. The stalls are also quickly ready for shipment and assembly – anywhere in the world. The loose boxes are erected on existing paved or concrete areas at the site with strip or column footings.

Automatic ventilation system

The clever ventilation system provides sufficient fresh air, even when the doors are closed. The integrated ventilation flap in the box door ensures an adequate supply of fresh air, the used air is vented through the lighting roof ridge. A sensor controls opening and closing of the 1 m wide ventilation flaps of the light strip by means



of motors and provides the best air and light conditions for your horses. This ensures effective air circulation without draughts and a friendly, light atmosphere.





1



2



3



4



5



6



7



8



9



10

Fig. 1 The stall front can be easily opened.
 Fig. 2 The hinged front walls permit mechanised manure removal.
 Fig. 3 Closed partition wall; partitions with gratings are also possible which allow contact to the neighbouring horse.
 Fig. 4 The roof overhang of 1.70 m provides shelter against the rain and the sun.
 Fig. 5 Insulation, electrical lighting roof ridge and ventilation flap ensure a healthy climate in the stable.
 Fig. 6 The 1 m wide ventilation flaps are opened and closed automatically by means of a sensor to ensure good ventilation at all times.
 Fig. 7 The loose boxes are also suitable for high snow loads of 3.5 kN/m².
 Fig. 8 A rear wall with doors and roof overhang is ideal for paddocks that can be resized in a flash.
 Fig. 9 If you would you like to use the loose box with adjoining paddock, doors at the rear are practical.
 Fig. 10 A large carport is created without a front.



RÖWER & RÜB ACCESSORIES

RÖWER & RÜB

Perfectly equipped with R&R

We have used all our experience to supplement our well-known basic products with useful and helpful accessories.

On the following pages you will find practical everyday aids for feeding horses as well as well thought-out grooming and wash-

ing stations and inspection stands developed together with veterinarians. Of course, we have given special thought to the well-being of your horses and have created the basis for a happy and healthy horse life with solariums and practical equipment for riding arena maintenance.

www.roewer-rueb.de



ACCESSORIES

Selected products that simplify your everyday life in the stable and guarantee the well-being of your horses.





1

INTELLIGENT FEEDING AND WATERING SYSTEMS

For quick and simple horse care

As time is also money during everyday care of your horses, we supply solutions that ensure fast feeding while minimising the work of personnel.

The **R&R feeding troughs** that we have developed offer horses and carers maximum safety and ensure

fast feeding, also of large numbers of horses.

It is not necessary to enter the stall to fill any of our troughs with concentrated feed.

The R&R feeding systems can naturally be combined with any stall front.




2



3



4



5

6


7

Feeding troughs and systems

Our feeding troughs are available in stainless steel (picture 2 - 6) or with a galvanised finish (Fig. 7). The rotating trough (Fig. 5) is always equipped with a round trough, you can choose the shape of the trough for the feed flap and the feed slot. The rotating trough is

very safe to use, also for personnel. The rotating trough can be turned in any direction and engages quietly and automatically. It is equipped with a semi-circular trough made of stainless steel. The feeding slot (Fig. 1) and feeding flap (Fig. 2) offer practical advantages.

Practical: Heatable drinking systems



8

9

10



11



12



13

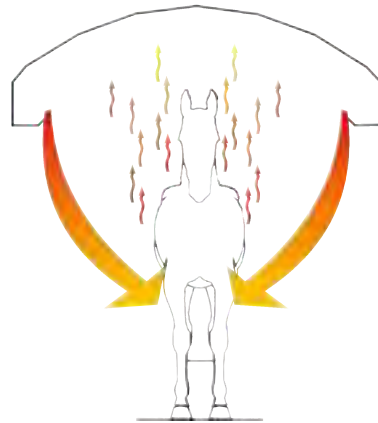


14

In addition to normal watering systems, we can also supply heated watering systems that reliably provide water to your horses even when the temperatures in outdoor climate stables are below zero. The Suevia heaters 317 (Fig. 11), 311 (Fig. 13) and 312 (Fig. 14) – do not require a heated drinking bowl and are extremely reliable. Various drinking bowl models are available that can be mounted with a safety bar (Fig. 12). The water flow can naturally be varied as required on all drinking bowls.



1



2



3



4

SOLARIUMS

Wellness for your horse

It is impossible to imagine modern stables without solariums for use before and after exercise. The solariums from Röwer & Rüb combine high performance with a robust design and simple operation. Your horses will thank you for it.

Solariums LIGHT, DE LUXE and PREMIUM

The three systems offer a great deal of comfort for every need. While the LIGHT model (Figs. 1, 2) is available in various versions, the DE LUXE (Figs. 4, 5) and PREMIUM (Fig. 3) models feature an integrated, powerful air circulation system. The underside of the horse is therefore also optimally dried.





1



2

ALL-ROUND EQUIPMENT

Grooming, washing and examining

A safe and comfortable grooming and washing area is irreplaceable for the daily stable routine.

Tie posts, tie rings and separating bars are available in R&R hot-dip galvanised and R&R powder-coated versions or R&R stainless steel. The walls can be filled with hardwood or plastic boards.


The R&R stainless steel **blanket holder** has been especially developed for our stall models with a cross board in the door. The hook is foldable and has an ideal distance to the stall door, so even damp sweat blankets can dry perfectly and the surface of the door remains untouched.

Safe horse inspection

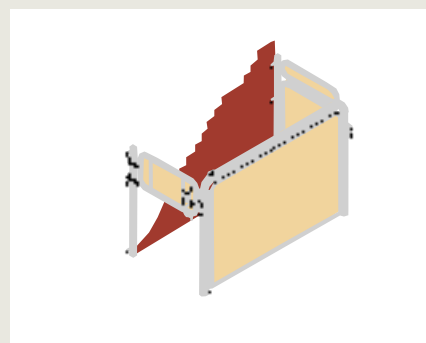
The stable and safe **R&R inspection stand** was developed in cooperation with leading veterinarians, taking a wide range of criteria into account. The safety lock can also be opened when subjected to loads.

The inspection stand is available in several versions. Dimensions: Length 1.80 m, width 0.90 m, height 1.30 m
With the right equipment from Röwer & Rüb, your stable will be perfectly customised to suit your special requirements.

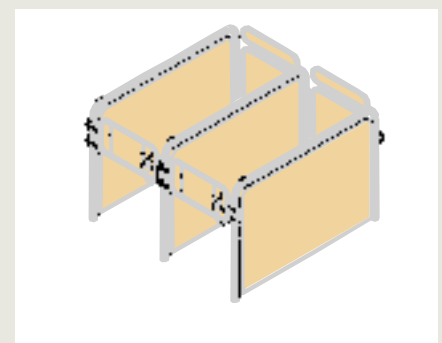
- Fig. 1 Tie ring
- Fig. 2 Blanket holder
- Fig. 3 Free-standing inspection stand
- Fig. 4 Inspection stand with wall connection
- Fig. 5 Double inspection stand, can be extended



3



4



5

Hot-dip galvanised



6



7



8



9



10

Powder-coated



11



12



13



14



15

Stainless steel



16



17



18



19




20





1



2



3

WELL-KEPT

Exclusive wood tack rooms by SeBo®

Interior & Equipage

Only the best for your horses. Your valuable equipment deserves the right care. Well kept and perfectly stowed – the best prerequisites for a long service life.

The tack rooms, which have been cleverly designed down to the last detail, are not only impressive because of their exclusive and stylish design, but also because of the many variation options.

You can order the cupboards and wall panelling in individual widths and heights as well as in different woods – designed especially for your rooms. Naturally also perfectly equipped with sinks.

We would be pleased to show you more examples or send you additional information.

You can naturally also view see a complete tack room in our **R&R show park**.



ARENA SURFACE MAINTENANCE

**All surfaces are only as good
as their maintenance**

The service life of good riding surfaces not only depends on how often maintenance work is carried out but especially on the choice of the right equipment.

The galvanised frames guarantee a long service life, areas with high loads have extra reinforcement and we supply the appropriate widths depending on the towing vehicle.

“Long life guaranteed!”



2



3

Riding track drag

For thin surface layers and sandy soils

The R&R riding track drag is the ideal solution for the modified construction of modern riding surfaces. It reliably levels the top surface without disturbing the sensitive substructure. Two angle sections shear the top surface. The rounded blade distributes and compacts the excess. A liner ring scraper with roller wheel rounds off

the drag.

The height of the rake frame with replaceable spring tines is infinitely variable. Additional slide rails ensure a long service life. The ploughshares are also available as individual parts. The device is available in the working widths of 2.00 m and 2.50 m and is suitable for tractors with a power of more than 30 HP.



RÖWER & RÜB BARN DOORS, DOORS, WINDOWS

**Barn doors, doors and windows
lend your building an unmistakable
appearance.**

Stall doors, indoor arena doors, stable entrance doors, loose box doors and windows for the different areas of use – all these components are custom-made in the best R&R quality. When planning your facility we take the architectural requirements of the building in question and naturally your own personal wishes and goals into account.

Whether you need a barn door, door or window, all components are naturally available in various designs and finishes, just as you would expect from Röwer & Rüb. By the way – we not only attach importance to selected materials, but also to the feel of the handles and latches and even to the sound when closing and opening. Barn doors, doors and windows are everyday objects that you use every day and this is why quality is so important. And that's exactly what we focus on.

www.roewer-rueb.de



RÖWER & RÜB BARN DOORS

Outstanding workmanship in wood and steel

Our doors make every building something special and underline its individual character with their modular combination and variation options.

The design and functionality of every single door is impressive. Barn doors have to withstand a great deal and should last as long as possible. They have to withstand the effects of wind and weather, are constantly exposed

to changing temperatures and sometimes have to forgive slight slips and carelessness. Let's face it, in day-to-day life a barn door can sometimes be banged closed ... This is why the barn doors of Röwer & Rüb are solidly built and the varied details ensure that they make our customers happy for many years. They are made to measure and fitted precisely in existing or new buildings.

Form and function

They all open and close, but we constantly strive to capture the imagination of our customers with their form and function, even at the conception and planning stage. We work with you to design your barn doors and then we deal with the technical implementation – seamlessly and naturally to the high standard of quality that you expect of us.

“A good barn door should never rattle and must be easy to use.”



1

Two, three or four wings define your comfort.

It is not always immediately obvious how many wings a barn door has, especially if it has additional glass inserts. Accordingly, the number of barn door wings does not play such an important role in the overall appearance. However, the number of door wings has a

strong influence on convenience – four-wing doors let enough fresh air in, but do not let horses leave the building.

The wooden infill of the barn door can be determined individually and oak wood infills are also possible.

1 2x 4-wing hinged barn door, powder-coated, bamboo boards, toughened safety glass, fixed protective grille, ventilation flap / 1x 2-wing hinged barn door, powder-coated, bamboo boards 2 4-wing hinged barn door, galvanised, bamboo boards, toughened safety glass 3 4-wing hinged barn door, powder-coated, bamboo boards, toughened safety glass, protective grille 4 4-wing hinged barn door, powder-coated, bamboo boards, toughened safety glass, mounted glazing bars 5 4-wing hinged barn door, galvanised, Tricoya infill, toughened safety glass 6 4-wing hinged barn door, powder-coated, Tricoya infill, toughened

R & R



2



3



4



5



6



7



8



9



10



11

safety glass 7 4-wing hinged barn door, powder-coated, Tricoya infill, toughened safety glass, mounted glazing bars 8 2-wing hinged barn door, galvanised, Tricoya infill, toughened safety glass, mounted glazing bars 9 3-wing hinged barn door, powder-coated, Tricoya infill, diamond-shaped window 10 3-wing hinged barn door, powder-coated, bamboo boards 11 4-wing hinged barn door, powder coated, oak infill with cross and surrounding frame



1

HOT-DIP GALVANISED STRAIGHT BARN DOORS

Robust and minimalist

Our R&R hot-dip galvanised barn doors are impressively functional and have a linear design.

You can determine the number of wings, with or without glass inserts, the type of wood and other factors. We manufacture the barn doors individually to your specifications and take care of smooth installation on site.



2



3



4



5



6

glazing bars 4 2-wing hinged barn door, galvanised, bamboo boards, toughened safety glass, internal reinforcement 5 4-wing hinged barn door, galvanised, bamboo boards, toughened safety glass, mounted glazing bars 6 2-wing hinged barn door, galvanised, bamboo boards, diamond-shaped window, opt. division of the barn door



1

POWDER-COATED STRAIGHT BARN DOORS

Colour enhances the architecture

A skilful and perfectly coordinated colour scheme significantly underlines the overall effect of your building.

We make use of the colouring options of our **R&R powder coating** and design the right barn door for your individual requirements in combination with wooden elements and glass inserts.



2

- 1 4-wing hinged barn door, powder-coated, bamboo boards, toughened safety glass, fixed protective grille
- 2 2x 4-wing hinged barn door, powder-coated, bamboo boards, toughened safety glass, fixed protective grille, ventilation flap / 1x 2-wing hinged barn door, powder-coated, bamboo boards, diamond-shaped window, rain guard
- 4 2x 2-wing hinged barn door, powder-coated, bamboo boards, toughened safety glass, mounted glazing bars
- 5 3x 2-wing hinged barn door, powder-coated, bamboo boards, opt.



3



4



5



6



7



8



9



10

division of the barn door 6 4-wing hinged barn door, powder-coated, bamboo boards with cross and surrounding frame, toughened safety glass, mounted glazing bars 7 3-wing hinged barn door, powder-coated, bamboo boards, toughened safety glass, mounted glazing bars 8 4-wing hinged barn door, powder-coated, bamboo boards, ISO glass, internal glazing bars 9 4-wing hinged barn door, powder-coated, bamboo boards, toughened safety glass, fixed protective grille 10 4-wing hinged barn door, powder-coated, bamboo boards, toughened safety glass, fixed protective grille, rain guard



1

BARN DOORS WITH SEGMENTAL ARCH

Entrance with style

Barn doors with segmental arches lend all stables a friendly, exclusive appearance and can enhance the entire facility.

As all barn doors are made to measure, the shape of the arch can

be modified to suit your wishes. Barn doors with segmental arches are available in all R&R versions. The steel frame is available in **R&R hot-dip galvanised** or **R&R powder-coated** versions. There are hardly any limits when it comes to the choice of colours – even two-



2

tone doors look really impressive. The personal character of your barn door is complemented, in addition to its shape and colour, by the choice of the wooden infill.

1 4-wing hinged barn door, powder-coated, bamboo boards, toughened safety glass, rain guard, ventilation flap, internal reinforcement 2 4-wing hinged barn door, segmental arch, powder-coated, oak infill with cross and surrounding frame, toughened safety glass, mounted glazing bars 3 4-wing hinged barn door, segmental arch, galvanised, bamboo boards, toughened safety glass 4 4-wing hinged barn door, galvanised, Tricoya infill, herringbone, toughened safety glass, mounted glazing bars 5 4-wing hinged barn door, segmental arch, powder-coated, Tricoya infill, toughened

R & R



3



4



5



6



7



8



9

safety glass, fixed protective grille 6 4-wing hinged barn door, segmental arch, powder-coated, Tricoya infill, toughened safety glass, mounted glazing bars 7 4-wing hinged barn door, segmental arch, powder-coated, bamboo boards, toughened safety glass, mounted glazing bars 8 4-wing hinged barn door, powder-coated, oak infill with cross and surrounding frame 9 4-wing hinged barn door, segmental arch, powder-coated, oak infill with cross and surrounding frame, toughened safety glass, mounted glazing bars



GALVANISED BARN DOORS WITH SEGMENTAL ARCH


Classic surface meets stylish lines

Made-to-measure barn doors with segmental arch made of hot-dip galvanised steel and with a wooden infill of your choice are a good investment in your building and in the daily stable routine.

We make sure that at the end of the day you can close the barn doors gates of your facility properly – and as comfortably and easily as possible.



1



2



3



4



5

1 2-wing hinged barn door, segmental arch, powder-coated, bamboo boards, toughened safety glass, mounted glazing bars 2 2-wing hinged barn door, segmental arch, galvanised, bamboo boards, toughened safety glass 3 3-wing hinged barn door, galvanised, bamboo boards, toughened safety glass, mounted glazing bars 4 4-wing hinged barn door, segmental arch, galvanised, bamboo boards, toughened safety glass, mounted glazing bars 5 2-wing hinged barn door, galvanised, bamboo boards, diamond-shaped window, opt. division of the barn door



1



2



3



4



5



6

POWDER-COATED BARN DOORS WITH SEGMENTAL ARCH

Classic elegance in colour and form

Our barn doors with segmental arch and wooden infill also look particularly good in colour.

Colour underlines the architecture and is a good way of creating highlights. The **R&R powder coating** is applied to the hot-dip galvanised steel using a track-proven process and lends your door a very personal touch.

Talk to us about colour options.



7

powder-coated, bamboo boards, toughened safety glass, mounted glazing bars 5 4-wing hinged barn door, powder-coated, oak infill with cross and surrounding frame, toughened safety glass, mounted glazing bars 6 4-wing hinged barn door, powder-coated, oak infill and surrounding frame, toughened safety glass, mounted glazing bars 7 3-wing hinged barn door, segmental arch, powder-coated, toughened safety glass, mounted glazing bars



1



2



3

INDOOR ARENA DOORS

Perfect access

Give your indoor riding arena an individual appearance and a special character with the R&R riding arena doors. With our robust and solid designs, even the production of particularly large and heavy doors is no problem. Depending on the size, the stationary wing is securely fastened with a claw bar to protect you and your horses.

Nothing can throw our riding arena doors.

1 2-wing wooden slatted door/indoor arena door, powder-coated, toughened safety glass, wooden glazing bars 2 2-wing, hinged barn door/indoor arena door, powder-coated, oak infill with cross and surrounding frame, toughened safety glass, opt. division of the barn door, mounted glazing bars 3 4-wing hinged barn door/indoor arena door, galvanised, bamboo boards, toughened safety glass, fixed protective grille Right 2-section sliding door/indoor arena door, powder-coated, covered rollers, bamboo boards, toughened safety glass, internal reinforcement





1



2



3



4



5

1 2-section sliding door , powder-coated, diamond-shaped window 2 2-section sliding door, galvanised, bamboo boards, integrated quick access door 3 2-section sliding door, galvanised, bamboo boards, opt. door division, upper and lower cross board 4 2-section sliding door, galvanised, bamboo boards, diamond-shaped window, upper cross board 5 2-section sliding door, powder-coated, running gear cover,



6



7

SLIDING DOORS

Large opening and lack of space?

The space-saving solution for large door openings. The R&R sliding doors are easy to handle, very smooth-running and allow an individual passage width.

The sliding doors can be readjusted at any time. The running gear itself is based on the size of the barn and the outside can be designed to match the overall architecture. If required, draught excluder brushes

can be fitted inconspicuously at the side.

A genuine R&R innovation: Escape doors

Our technicians have thought about this and have developed a locking device that allows the door to be opened from the inside at any time – even if it is locked from the outside. The **R&R escape door**

makes sure that no stable owners have to be afraid that someone may be locked in accidentally. It is not necessary to relock the door, as it cannot be opened again from the outside when it has been closed again.

Always on the safe side.



8



9

bamboo boards 6 2-section sliding door, powder-coated, running gear cover, bamboo boards, opt. door division, toughened safety glass, mounted glazing bars 7 2-section sliding door, powder-coated, Trespa panels as infill, opt. door division, toughened safety glass, internal reinforcement 8 2-section sliding door, segmental arch, powder-coated, running gear cover, toughened safety glass, internal glazing bars 9 1-section sliding door, powder-coated, bamboo boards, upper and lower cross board



1

INDIVIDUAL. PERSONAL. PERFECT FIT.

We make more of your door

Fanlights in the door are not only an additional source of light, but enhance its appearance.

Many options are available – straight or with a segmental arch or with different-coloured glazing bars that are mounted onto the toughened safety glass from the outside. Together with you we combine

form and material and create your personal dream door. **Matching the building architecture and your requirements.**

Optimum stable climate – even in the middle of summer

In the warm summer months our doors made of R&R galvanised or R&R powder-coated protective

grilles ensure an ideal stable climate and plenty of fresh air. At the same time our summer barn doors reliably prevent access to unwanted guests and keep the horses in the barn. Small sliding doors can also be combined with the summer doors.

We would be pleased to advise you!



2

1 3-wing hinged barn door with fanlight, segmental arch, powder-coated, bamboo boards, diamond-shaped window, rain guard, sun motif in the fanlight
 2 4-wing. hinged barn door with fanlight, segmental arch, powder-coated, bamboo boards, toughened safety glass, rain guard, sun motif in the fanlight
 3 4-wing hinged barn door with fanlight, powder-coated, Trespa panels as infill, toughened safety glass, internal reinforcement, rain guard
 4 Special barn door, 4-section folding door, segmental arch, powder-coated, oak infill with cross and surrounding frame, toughened safety glass, internal reinforcement,



3



4



5



6



7



8

mounted glazing bars, oak board infill 5 4-wing hinged barn door with fanlight, segmental arch, galvanised, bamboo boards, toughened safety glass, mounted glazing bars, sun motif in the fanlight 6 2-wing, hinged barn door with fanlight, round arch, powder-coated, plastic solid profile infill, toughened safety glass, mounted glazing bars, sun motif in the fanlight 7 Special barn door, single-section entrance door with round arch fanlight, powder-coated, bamboo boards, toughened safety glass, internal reinforcement, internal glazing bars, sun motif in the fanlight 8 Summer door, galvanised



1

WOODEN SLATTED DOORS

A perfect combination of wood and steel – a statement of good taste

The robust steel core of our R&R wooden slatted doors is clad with attractive wooden slats to match the architecture of the building. This creates a stylish look and at the same time achieves the required durability with the steel core.

The wooden infill of the doors is made of Tricoya. Matching the clas-

sic design of the wooden cladding, the hinges of the doors are elegantly designed and round off the high-quality appearance.

A door can be much more than just a door – our wooden slatted doors become an integral part of your overall architecture.

1 2-wing wooden slatted door, segmental arch, powder-coated, toughened safety glass, wooden glazing bars, opt. door division 2 Wooden slatted frame, sun motif 3 4-wing wooden slatted door with fanlight, segmental arch, powder-coated, bamboo boards, toughened safety glass, wooden glazing bars, sun motif in the fanlight 4 4-wing wooden slatted door, powder-coated, toughened safety glass, fixed protective grille



2



3



4



5



6



7



9



8

5 4-wing wooden slatted door, powder-coated, toughened safety glass, wooden glazing bars 6 4-wing wooden slatted door, segmental arch, powder-coated, toughened safety glass, wooden glazing bars 7 Wooden slatted door 8 4-wing wooden slatted door, segmental arch, powder-coated, toughened safety glass, wooden glazing bars 9 4-wing wooden slatted door, powder-coated, toughened safety glass, wooden glazing bars





1

LOOSE BOX DOORS

A great outlook – and safe

In addition to the many design options and reliable durability, R&R loose box doors also feature many well thought-out details.

For example, the lever bolt system developed by R&R keeps the door closed very securely, and withstands any attempts of horses to open the bolt, even if they push or kick it. The integrated ventilation flap also ensures a sufficient supply of fresh air, even when the door is closed – as well as the large glazed

frame of the top door section that can be tilted. It is made of toughened safety glass and therefore particularly safe for your horses. The doors are available in **R&R hot dip galvanised** or **R&R powder coated** versions.

We also have a wide range of stable entrance doors to match the box doors and windows.

Left Loose box outer door, powder-coated, bamboo, ISO glass, internal glazing bars, waterstop

1 Loose box outer door, segmental arch, powder-coated, bamboo, toughened glass



1



2

1 Loose box outer door, galvanised, bamboo, toughened glass 2 Loose box outer door, galvanised, bamboo, toughened safety glass 3 Loose box outer door, galvanised, bamboo, toughened glass, protective grille, ventilation flap 4 Loose box outer door, galvanised, bamboo, toughened safety glass 5 Loose box outer door, galvanised, bamboo, toughened safety glass, protective grille 6 Loose box outer door, galvanised, bamboo, toughened safety glass



3



4

Hot-dip galvanised outer loose box doors

Ideal for daily use – the **R&R hot-dip galvanised doors for loose boxes**. Durable and robust, they defy wind and weather. Straight or with a segmental arch, with or without a ventilation flap – our range of loose box doors is very varied.

In addition to the standard size, all doors can also be supplied with different dimensions and individual designs. The protective grilles, which are also hot-dip galvanised, can be opened for easy cleaning.



5



6



1

Variety makes all the difference!

R&R powder-coated and in countless trendy colours, straight or with a segmental arch, with or without ventilation flap – the range of our loose box doors is as diverse as the requirements and wishes of our customers. Apart from the standard dimensions, the doors are also available in other sizes and individual versions. The protective grilles are naturally mounted on hinges for easy cleaning. The grilles are either galvanised or powder-coated depending on the door style.



2



3



4



5



6

glass, internal glazing bars, internal frame 4 Loose box outer door, powder-coated, bamboo, toughened safety glass 5 Loose box outer door, powder-coated, bamboo, toughened safety glass 6 Loose box outer door, powder-coated, bamboo, toughened glass, protective grille, ventilation flap



1



2



3

GALVANISED DOORS WITH SEGMENTAL ARCH

The robust classic

Quality that pays off.

The R&R hot-dip galvanised stable doors are the proven all-purpose solution for outside access to your horse stalls – robust, easy to handle and built in the best R&R quality. On all doors the windows in the top door section can be tilted and retrofitted with protective grilles.

Talk to us about the details.





1



2



3



4

Powder-coated doors with segmental arch

Our doors with segmental arch are a real eye-catcher, especially with the **R&R powder coating**. We have a wide range of colours to choose from and the combination options with different shapes, surface types and complementary wood infills are innumerable.

The harmonious and classic shape of the segmental arch can be stylishly highlighted and enhanced by the right choice of colour – to match your overall design.

We would be pleased to advise you!



5



6

1 + 3 Loose box outer door, segmental arch, powder-coated, bamboo, toughened safety glass 2 Loose box outer door, segmental arch, powder-coated, oak infill with cross and surrounding frame, toughened safety glass, tiling glass frame, mounted glazing bars 4 Loose box outer door, segmental arch, powder-coated, bamboo, toughened safety glass, galvanised protective grille 5 + 6 Loose box outer door, segmental arch, powder-coated, bamboo, ISO glass, internal glazing bars, tilting glass frame



1



3



2



4



“Individual and precise fit.”

5

Special doors with fanlight

More fresh air and an extra portion of daylight.

Our R&R hot-dip galvanised and R&R powder-coated special doors are also available with fanlights on request. We supply customised in-

dividual special doors according to your ideas and requirements which harmoniously blend into the overall architecture of your stable building. We provide advice, take measurements, take care of production and also final installation at the site.



1

1 Special door (glass door) single-section entrance door, segmental arch, powder-coated, oak infill with cross, toughened safety glass, internal reinforcement, mounted glazing bars 2 Single section entrance door, powder-coated, bamboo, diamond-shaped window, visual partition of the door 3 Single-section entrance door, powder-coated, oak infill with cross and surrounding frame, toughened safety glass,



2



3



4

STABLE ENTRANCE DOORS

First highlight on the way to the stable

The dimensions of a stable door always depend on its actual use. The height and width vary depending on whether horses are led through the doors or if they are only used by riders and personnel.

Our two-section entrance doors are a real classic. The lower half can

stay closed while the open upper half allows plenty of fresh air and daylight into the stable. When it comes to design, there are hardly any limits with the **R&R stable entrance doors**. Fanlights, diamond-shaped windows and mounted glazing bars are just a few examples of how you can

change the style of your new door. While the stall doors always have bamboo or oak infills, the entrance doors can also be made with Tri-coya panels with different milled designs and versions. All R&R stable entrance doors are equipped with tube frame locks and a handle set made of stainless steel.



5



6



7



8

mounted glazing bars 4 Two-section wooden slatted entrance door with fanlight, segmental arch, powder-coated, toughened safety glass, opt. division of the top door section and the fanlight 5 Single section entrance door, powder-coated, bamboo, top cross board and smaller lower cross board 6 Single-section entrance door, powder-coated, bamboo, upper and lower cross board 7 Single section entrance door, galvanised, bamboo, diamond-shaped window, upper cross board 8 Two-section entrance door, powder-coated, bamboo, toughened safety glass



1



2

“Windows are the eyes of the building.”

Jules Barbey d'Aureville



3



4



5

WINDOWS


Best outlook for light and air

With the convenient tilt-and-turn function you can always ensure a sufficient supply of fresh air, even when the windows are closed.

Our range of models extends from straight windows to arched windows and classic windows with glazing bars. The single-pane toughened safety glass is embedded in a rubber seal and can also

be used without a protective grille as it is very strong. If the safety glass should break in unusual cases, it shatters into a thousand small pieces.

All our models are naturally also available with protective grilles which can simply be opened to clean the glass.



6


1 Window, powder-coated, toughened safety glass 2 Window, powder-coated, toughened safety glass, mounted glazing bars 3 Window, segmental arch, powder-coated, toughened safety glass, steel protective grille, hinged, steel inner frame 4 Window, segmental arch, powder-coated, toughened safety glass, protective grille 5 Divided hinged window, powder-coated, toughened safety glass, steel anti-weave grille, steel inner frame 6 Window, segmental arch, powder-coated, toughened safety glass, protective grille



1



2



3



4



5



6



7



8



9



10




11



12

1 Window, galvanised, toughened safety glass, hinged protective grille 2 Window, powder-coated, toughened safety glass 3 Window, powder-coated, toughened safety glass, galvanised protective grille, galvanised 4 Window, powder-coated, toughened safety glass, protective grille 5 Window steel panel, galvanised, toughened safety glass, mounted glazing bars 6 Window, segmental arch, galvanised, toughened safety glass, protective grille 7 Window, segmental arch, powder-coated, toughened safety glass, mounted glazing bars 8 Window, segmental arch, powder-coated, toughened safety glass, mounted glazing bars



13



14



15



16

Some of our varied range of models

The standard model measures 1 m x 1 m. All windows are naturally also available with customised dimensions to suit your stables. A wide range of coloured powder-coated models is also available in addition to galvanised windows.

Protective grilles, anti-weaving grilles and mounted glazing bars can also be supplied in a different colour or with a galvanised finish. Instead of the toughened safety glass, we also supply insulating glass in which the glazing bars are

mounted between the panes. A full wood infill is also possible. Our windows are equipped with **tube frame locks** and durable **handle sets** and are ready for the installation of **lock cylinders**.



17



18

9 Window, segmental arch, powder-coated, toughened safety glass, steel protective grille, hinged, steel inner frame 10, 11, 12 Window, segmental arch, powder-coated, toughened safety glass, mounted glazing bars, tilting glass frame 13 Window, segmental arch, powder-coated, toughened safety glass, protective grille 14 Window, powder-coated, toughened safety glass 15 Window, segmental arch, galvanised, toughened safety glass, mounted glazing bars 16 Window, powder-coated, toughened safety glass 17 Window, powder-coated, toughened safety glass 18 Window, powder-coated, toughened safety glass



1



2




3

Individual – just as you want

When we manufacture your customised windows we are also pleased to take all other individual dimensions and design features into account using all our technical know-how.

Two-wing windows can be either straight or with segmental arches. They also have all renowned quality features and can be supplied with a useful tilting function. Fixed or tilting fanlights lend special charm to a window front.



4



6



7



5



8

“Genuinely unique.”



9

1 + 2 Divided hinged window, powder-coated, toughened safety glass, mounted glazing bars, internal frame 3 Divided hinged window, powder-coated, rain guard 4 Window, segmental arch, galvanised, toughened safety glass, mounted glazing bars 5 Window with fanlight, powder-coated, toughened safety glass, protective grille 6 + 7 Window frame, anti-weave grille (Yokes), window flaps, powder-coated 8 Divided hinged window, segmental arch, powder-coated, toughened safety glass 9 Window with fanlight, galvanised, toughened safety glass, glazing bars in the fanlight



1



2



3



4



5

1 Three-section hinged door, segmental arch, powder-coated, bamboo boards, toughened safety glass, mounted glazing bars, window, segmental arch, powder-coated, mounted glazing bars, toughened safety glass 2 R&R hinges are strong and smooth-running 3 Offset outside door knob 4 Door knob on the inside 5 R&R handle set, stainless steel, uniform fittings for easy replacement



6

WHY BARN DOORS, DOORS AND WINDOWS FROM RÖWER & RÜB PROVIDE LASTING PLEASURE

The combination of steel and selected wood makes R&R barn doors not only particularly robust, but also very safe.

The surrounding **steel frame** is made from a special profile and requires only a few welds, guaranteeing a long service life – just as our customers have come to expect from us.

The specially manufactured **hinges** are extremely durable and can of course be adjusted. The rounded lugs mean that there is little risk of injury.

Our durable **tube frame locks** for doors and windows are already prepared for the installation of lock cylinders. Fitted with a knob or handle, they are available in R&R stainless steel and R&R pow-

der-coated versions – almost all colours are possible. All our stainless steel **lock cylinders** can be easily replaced without having to rework the window profile. This also makes it easy for our customers to convert barn doors at a later date, for example to include a 'panic version' or a 'self-locking version'.

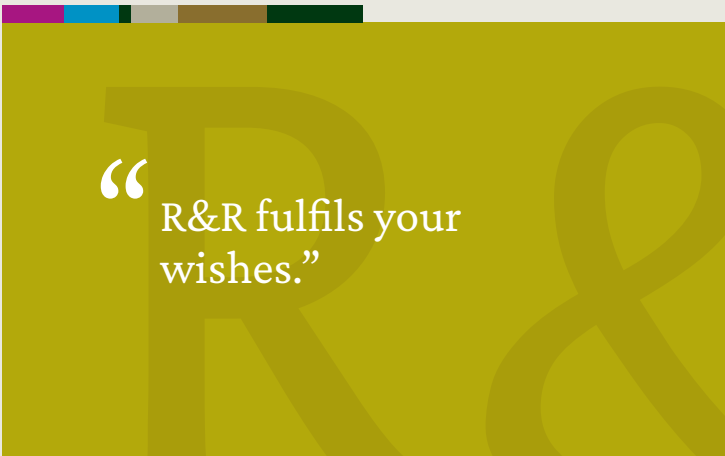
6 Three-section hinged barn door, segmental arch, powder-coated, bamboo boards, mounted glazing bars, galvanised window, protective grille, loose box door, galvanised, protective grille, ventilation flap



1



2



“R&R fulfils your wishes.”


Barn door and door infill

Your barn door or door is given an individual touch when the matching infill complements the existing or new building architecture.

Infills of bamboo (Figs. 1, 3, 4), oak (Figs. 2, 7, 8) or Tricoya (5, 6, 9, 10) can round off the appearance with different finishes.



3



4



5



6



7



8



9



10

SMALL DETAILS – GREAT EFFECT!

Detailed solutions that offer real advantages – day after day.



On our multi-wing doors the upper and lower sections are connected to each other invisibly in the profile but extremely firmly with the R&R flush bolt (Fig...). The handle is rounded to prevent injury as are the handles of the espagnolette bolts (Fig...). This bolt firmly secures the wings of the doors.

1

2


3



Our loose box outer doors are not only resistant to biting and kicking, but are also equipped with an escape-proof lever bolt system. The double bolt lock can optionally also be opened from the inside.

4

5



Optional R&R ventilation flaps provide good ventilation. Tube frame locks with knob fittings for doors and windows are durable options. They are prepared for the installation of locking cylinders.

6

7



Sturdy R&R storm hooks as well as matching eyelets are naturally a must.

8

9

10



1



2

Fixed protective grilles

Fresh air in spite of closed grilles
Fixed protective grilles are mounted on the inside of the windows and can, for example, be fitted with a grille flap.

If the window with the protective grille should be lockable, it is equipped with a tube frame lock. You can then open the glass pane separately, but will have to do without the tilt function.



3



4



5



6



7



8



9

Cleaning and function with hinged protective grilles

- Tilt-and-turn function (Fig. 9)
- To clean the glass, the protective grille is simply pushed to the side. (Fig. 10)



10

Counter frames

We recommend counter-frames for various types of internal and external wall constructions to optimally cover the reveal (Figs. 11, 12). Also possible for doors and barn doors.



11



12

Internal glazing bars with ISO glass



1



2



3

Mounted glazing bars possible with ISO glass or toughened safety glass



4



5



6

Internal reinforcement only for larger doors to increase strength



7



8



9



“We even think about the smallest details.”

10


Safe and tight

Glass on metal is normally not really an ideal combination. The cushioning effect of the R&R rubber strips prevent cracking and breaking of the glass of our barn doors, doors and windows.

At the same time the durable and light-resistant rubber provides an effective seal against draughts and moisture.



11



12



RÖWER & RÜB TRAINING

Impressive concepts for the daily exercise needs of your horses.

The possibility to offer horses balanced exercise options plays an important role in modern stable planning, and in the daily routine our exercise concepts are an indispensable factor for combining with daily training under saddle.

For more than 40 years we have been focusing on horsewalkers in a very wide range of versions and sizes. Our systems have proven

themselves internationally and have turned out to be real survivors in everyday stable life. We recently serviced a 25 horse-walker in northern Germany that is over 25 years old, and the customer said; "It just keeps turning and turning...!" On the following pages we will show you what keeps us going and what could get your horses going in the future.

www.roewer-rueb.de



HORSEWALKERS

Round or oval.





“Without exercise you’ve
already lost.”

Regine Hildebrandt

Working together with you we create a requirements profile for the perfect horsewalker concept for your horses. We plan according to your ideas and requirements and take care of implementation – down to the last screw!

1

Round horsewalkers

Horsewalkers without roof

Tower horsewalkers



The tower horsewalker can be used for outdoor installation or in an existing building. The robust, elevated drive is located on the tower of the horsewalker. The grilles are held by arms leading to the outside.

Ring horsewalker



The drive runs on a ring so that a free inner space is created which can be used as a paddock or lungeing circle. This system is suitable for existing roofed areas.

Horsewalker with track roof

Tower horsewalker



The track roof is also suitable for the tower horsewalker. The track is covered with a roof with a width of 3.40 m.

Ring horsewalker



The ring horsewalker can be equipped with a track roof. The interior area is always unobstructed.

The track roof has a roof overhang of 3.20 m, the snow load of up to 2.5 kN/m² can be increased to 5.0 kN/m² by fitting internal supports.

Exercise and lungeing arena with ring horsewalker


with ring horsewalker



The ring horsewalker can be integrated into both the Classic and Multiline round arenas. The inner area can be used as a lungeing ring.

- ⊕ Classic model: Columns IPE, beams IPE, up to 1.9 kN/m²
- ⊕ Type Multiline: HEA beams, laminated wood beams

Lungeing arenas



The lungeing arena can be supplied as a Classic or Multiline round arena.

- ⊕ Classic model: Columns IPE, beams IPE, up to 1.9 kN/m²
- ⊕ Type Multiline: HEA beams, laminated wood beams

HORSEWALKERS

Quality comes from experience

For decades Röwer & Rüb horsewalkers have been impressing customers with their robust quality, reliability in daily work and particularly quiet operation.

This is no secret, but a well-known fact to national and international clients. Whether small, large, round, oval, with or without a roof

or with an inside lungeing circle – we work with you to create a concept for the individual exercise requirements of your horses. We plan our horsewalker concepts for you in different diameters for four up to ten horses. The solid basic construction is available in R&R hot-dip galvanised and, on request, also R&R powder-coated versions.

We supply your horsewalker either "naked" or ready for use with roof, fence elements, windbreaker net, sprinkler and surface layer. As a certified company, Röwer & Rüb meets all requirements of EN 1090 and the related regulations for the erection of steel supporting structures.



Oval horsewalkers

Oval horsewalker without roof



Oval horsewalkers are suitable for installation in an existing building. The free interior area can be used as a paddock or for storage.

Oval horsewalker with track roof



The oval horsewalker can be equipped with a track roof. A windbreaker net can also be fitted. The interior area is completely free. The track is covered with a roof with a width of 3.50 m. Snow load up to 5.0 kN/m².

Oval horsewalker with full roof



The oval horsewalker can be equipped with a full roof. The interior is completely free and can be used for storage, as a paddock or, in the case of large facilities, for free jumping or breaking horses in. Snow load up to 5.0 kN/m².

ROUND HORSE- WALKERS

Impressive quality and proven worldwide.







1

TOWER HORSEWALKER

An all-round success

On and on and on ... far more than 1,000 systems have proven their worth in daily operation around the world over the past decades.

Our **tower horsewalker** has more than proven itself over the years, and due to the R&R modular principle the system is extremely flexible and can be expanded at any time later, should you need to exercise more horses. A large selection of equipment features is at your disposal and one thing is always given the greatest priority – safety.



Tower horsewalker



2

The drive unit is both simple and clever.

Due to the elevated position of the drive unit the arms circulate at a height of 2.4 metres. The robust friction wheel drive with solid rubber tyres is very durable with minimum wear and equally low power consumption. A 750 W motor is sufficient for a four-horse system, and a second motor is simply added for larger systems.

Genuine R&R quality that has stood the test of time.

- Raised drive and slewing ring for more safety
- Low wear due to simple friction tyre drive
- Easy cleaning of the track:
 - The system can be easily moved by hand
- Various diameters from 13 m to 25 m for three to ten horses
- Approx. 2.40 m wide, comfortable exercise area
- Individual features: various movable safety grilles, controls and fences (from page 204)
- Hot-dip galvanised, stable basic construction
- Low consumption due to 750 watt motor (for four horses)
- Low-maintenance, long-lasting operation
- Guaranteed long-term supply of spare parts
- Fast repair service
- Subsequent roofing possible
- Service contract on request
- Prerequisite: 230-V connection with 16 A fuse

RING HORSEWALKER

With free space in the interior

If you need a horsewalker or a lungeing arena, the R&R ring horsewalker model offers you both.

The patented ring horsewalker opens up completely new possibilities and flexible solutions for indoor and outdoor use. At the same time, the free interior space of the sys-

tem allows plenty of room for ideas. Why not use the area as a lungeing circle, storage area or build around things that would otherwise get in the way.

The track-proven drive of the system is of course very quiet and low-maintenance.

A metal ring supported on wheels

with safety grilles is moved over the centre of the track by a motor. You can naturally also use the R&R ring horsewalker with various fences, safety grilles and control units.



- Free interior
- More safety: The metal ring runs over the centre of the track
- Various diameters from 13 m to 25 m for three to ten horses
- Approx. 2.40 m wide, comfortable exercise area
- Individual features – various movable safety grilles, controls and fences (from page 204)
- Hot-dip galvanised, strong basic construction
- Low consumption due to 750 watt motor
- Low-maintenance, long-lasting operation
- Guaranteed long-term supply of spare parts, fast repair service
- Service contract on request
- Prerequisite: 230-V connection with 16 A fuse



Ring horsewalker





ROUND HORSE- WALKERS

With track roof.





1



2



3



Tower horsewalker



Ring horsewalker

ROUND HORSEWALKERS WITH TRACK ROOF

Practical and independent of the weather

Snow, rain, ice – with our R&R track roofs you don't have to worry about the increasingly changeable weather. A track roof naturally also makes the choice of track structure and its maintenance easier.

Let our experienced team advise you in detail and you will be amazed at all the possibilities.

The gallows-shaped basic construction is suitable for ring and also for tower horsewalkers. It covers the approx. 2.30 m wide track on which the horses can turn comfortably when changing direction, with 3.40 m as a standard measurement. It is naturally possible to retrofit existing horsewalkers with our track roof.



1



2



3



4

With safety and comfort

The basic structure of our systems is galvanised in compliance with DIN regulations and meets the static requirements applicable for the site.

We already take the horses' needs into account during planning: Base boards only protrude up to one centimetre into the track and there are no hazardous wall crosses on the walls. This makes the structure more complex – but safety is always our main priority.

Trapezoidal metal sheets or corrugated fibre cement sheets in various RAL shades are available

as roofing. An end panel with cemented shingles or metal sheeting with a brick structure can be provided on wooden panelling with a formwork liner. The roof is rounded off with a gutter, either only over the entrance or around the entire roof.

Protection against wind and rain

The wall can also be designed as a "round wall" with the various types of fence elements (see page 208). Wooden cladding is mounted

externally to horizontally mounted round blocks of laminated wood and a liner ring is screwed on the inside. An additional, horizontally tensioned wind protection net for the open area provides extra protection against wind and driving rain. A net can also provide suitable inside protection on roofs. A porch as a single-pitch roof (Fig. 1) or as a gable roof (Fig. 2) is optionally available as additional weather protection in the entrance area. Switching horses is then much more relaxed – especially in bad weather.



5



6



1

ROUND HORSEWALKER WITH TRACK ROOF

With inside arena

The design of our R&R ring horsewalker makes it possible to additionally equip the track roof with round inner supports.

As a result even higher snow loads of up to 5.0 kN/m² can be mastered with ease. With this design the track is covered by a 3.40 m roof and the interior remains completely free.



2



3

“Independent of the weather, all year round, and with a variety of options.”



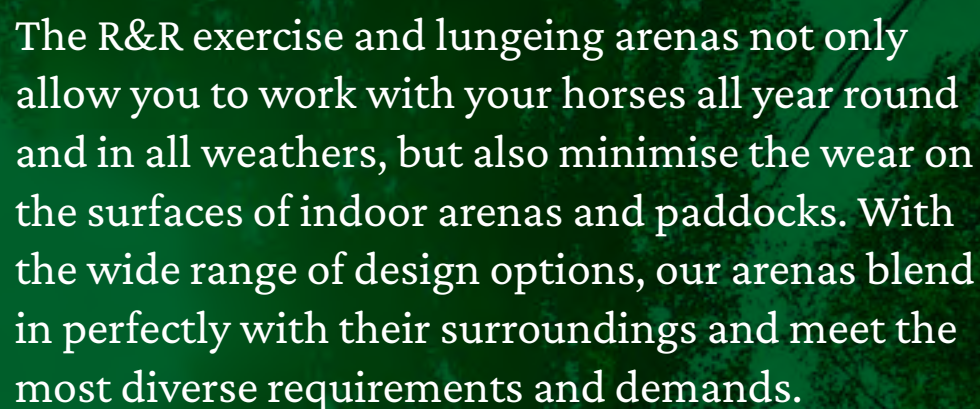
4



5

EXERCISE AND LUNGEING ARENAS





The R&R exercise and lungeing arenas not only allow you to work with your horses all year round and in all weathers, but also minimise the wear on the surfaces of indoor arenas and paddocks. With the wide range of design options, our arenas blend in perfectly with their surroundings and meet the most diverse requirements and demands.





1



2



3




4



5



6



Exercise and lungeing arena with ring horsewalker

EXERCISE AND LUNGEING ARENAS

Practical and almost indispensable

Almost a classic with cult status. Our round full roof with horse-walker is the perfect symbiosis of horsewalker and lungeing arena.

In addition to the weather-independent training of horses with controlled exercise in the horse-walker, the system also allows

lungeing in the open interior area. The basic framework is made of hot-dip galvanised IPE steel supports. Each roof is equipped with a ventilation ridge as a standard feature that prevents heat accumulation and ensures more effective air circulation.

Make yourself independent.



1



2

“ True multi-talents –
R&R lungeing arenas.”



3



4



5

LUNGEING ARENAS

Weather-independent, protected and safe.

Lunging, free running, riding, daily ground work – our exercise and lungeing arenas are real multi-talents.

most unusual visions of our customers.

We make things "round" for you

We take care of the porch, guttering, windbreaker nets and even the ground work and foundations in the usual R&R quality. Everything from one source and from professionals. A horsewalker can naturally also be installed in our lungeing arenas at a later date.



Lungeing arenas

The R&R exercise and lungeing arenas are the result of decades of building experience. The R&R exercise and lungeing arena are constructed with 10 corners up to a diameter of 20 metres, the larger arenas with 12 corners. With the different roof and wall designs we are able to implement even the



1

The result of personal consultation

At the beginning there is always an idea and a wish – or rather your idea and your wishes. We listen to you carefully and draw up individual and customised plans for you. Only what is planned for the long term will later prove its worth in daily use.

We combine **many years of R&R know-how** with your ideas and naturally take all the requirements for horse-friendly design into account.

Our consultants all over the world are very competent and familiar with local planning regulations and the weather conditions – irrespective of whether these are in a desert climate or an area with high rainfall or snow loads. Planning application drawings and structural engineering calculations are naturally always included in the scope of supply.

Our exercise and lungeing arenas are individually planned and imple-

mented according to your wishes. As different as the appearance of the different systems may be, they all have the same important goal – **to create the perfect training conditions for your horses!**



2



3



4



5



6



7



8



9



10



1

MULTILINE EXERCISE AND LUNGEING ARENA

Working under an extraordinary roof

The R&R Multiline exercise and lungeing arena offers you many practical advantages for daily work with your horses and enough free space for your wishes and the exercise of your horses.

The **R&R Multiline exercise and lungeing arena** makes an exclusive impression – perhaps slightly more than a conventional exercise and lungeing arena. The perfect craftsmanship of the individual trades is combined here to create

an exceptionally aesthetic overall appearance. The impressive beams made of laminated wood are supported by steel columns. Our Multiline exercise and lungeing arena can naturally also be used as a lungeing arena. The different roof and wall versions are the same as those of the Classic round arenas – as is the additional equipment.





1

ROUND WALLS

An all-round success

We generally equip our round arenas with the fence elements or the straight wood wall. Would you like to do away with straight elements? No problem, then we can make the walls round for you!

Round wall blocks of shaped laminated wood are screwed between the supports and are finished with

outside cladding and on the inside with a liner ring of larch or red ironwood. A clean bottom edge is provided by a stone or concrete base.

The round wall is not only attractive to look at but also ideal for lunging work as well as acting as a barrier for a horsewalker. Simply an all-round success.



2



3



4



5



6



7

Quality features of the Röwer & Rüb horsewalkers and lungeing arenas

- Easy to erect foundations
- Hot-dip galvanised steel construction also for high snow loads
- Large roof overhang against driving rain – with raised eaves on request
- Ventilation ridge prevents heat accumulation
- Without dangerous wind bracing in the area of the outer fence
- Several wall and door variants – safe and durable
- Individual features such as gutter, wind protection net, porch, sprinkling system and supply of the track surface possible
- Prepared for retrofitting of the ring horsewalker



OVAL HORSE- WALKERS

With our oval horsewalkers you can also make effective use of confined spaces or simply build around existing obstacles. Your horses not only walk in circles but on a straight section of track.





1



2



3

OVAL HORSE-WALKERS

Our quiet options

We find it best when the only noise made during the use of our oval horsewalkers comes from your horses.

For this reason the system runs on a double-tube rail above the centre of the track. These are connected with drive rods and driven by two motors. This track-proven technology is quiet and has low maintenance requirements as it features fewer, larger rollers and cannot become 'derailed'.



Oval horsewalker with track roof



Oval horsewalker

R & R



4



5

Also without roof with many advantages

Our oval horsewalkers without a roof are particularly suitable for installation in an existing building. The R&R hot-dip galvanised steel construction is erected on the foundations and, if necessary, connected to existing building supports or exterior walls. An easy way to train your horses regardless of the weather.



1



2



3



The individual supplement to your daily training – tailor-made to suit your needs.

You are the most important member of our planning team. You specify requirements and define objec-

tives. We are happy to listen to you and design the very best solution for your needs. We see ourselves as partners and implementers of your very personal wishes – **we take all the time we need!**



4



1

OVAL HORSEWALKERS WITH FULL ROOF

A generously dimensioned horsewalker on the outside,
an oval riding and lungeing arena on the inside

If you are looking for a little bit more space we can naturally supply your oval horsewalker with a full roof.

The generously dimensioned interior is ideal for concentrated work – either led by hand or under the saddle. Our fully-roofed oval horse facilities as well as our horsewalkers and lungeing arenas are available in a wide range of designs.

We would be happy to work with you to draw up specifications and find the perfect solution.



Oval horsewalker with full roof



2



3



4



5



6



1



2

OVAL HORSEWALKERS IN XXL FORMAT

There are rarely limits to the ideas and visions of our customers. The R&R team works all over the world to find solutions to a wide variety of requirements and wishes, and is frequently faced with unique challenges.

We never lose sight of one goal in our daily work – we do everything we can to meet our customers' ex-

pectations in the best possible way and really come into our own when we can even exceed the expectations of our customers.

We sometimes even exceed our own expectations, as the largest horsewalker in the world impressively proves.

More than 40 horses can be trained here simultaneously on Arabian soil.

The horses cover a distance of more than 450 metres on one circuit alone.

A superlative that shows what the possibilities are when we pursue a goal and work together with our customers.



3



1

Many reasons for an oval horsewalker


- Available with and without roofing
- More safety: Suspension 2.40 m above the track
- Wide, comfortable straight walking section
- Hot galvanised, strong basic construction
- Low energy consumption due to lightweight design
- Low-maintenance, long-lasting operation
- Guaranteed long-term spare parts supply, fast repair service
- Easy cleaning of the track: System can be operated with a remote control
- Service contract available on request
- Prerequisite: 380-V connection with 16 A fuse.



2



3



4



1

ENTRANCE AREA

Gable or single-pitch roof?

The roof on the entrance area makes entering and exiting the round arena much more relaxed as the horses do not try to turn in the direction of the wind in bad weather.

Furthermore, accessories such as blankets and halters can be kept

dry and the horses can be observed from a protected viewpoint.

All R&R exercise and lungeing arenas are available with a front porch as a gable or single-pitch roof as well as with a two-wing hinged door.



Gable roof



Single-pitch roof

R&R roofs – a variety of options

We pay special attention to the roof of your facility because we know that the roofing should blend into the environment to ensure a uniform appearance. We have a range of different options at our disposal.



2



3



4

Fig. 2, 3 Light ridge
 Fig. 4 Trapezoidal steel sheet
 Fig. 5 Corrugated fibre cement
 Fig. 6 Textured brick sheet with timber panelling
 Fig. 7 Trapezoidal steel sheet



5



6



7

Fence elements



The fence elements provide a safe but flexible fence solution for paddocks, round pens and horse-walkers. As the hot-dip galvanised or powder-coated steel frame elements are screwed together, no posts are required. All fences feature a moisture-resistant hardwood base board at the bottom, irrespective of the respective version.



Standard plus fence elements

- 1.60 m high
- Larch or hardwood infill up to 1.25 m high
- Hardwood base board
- Top section secured with three horizontal 3/4" bars



Exclusive fence elements

- 2.00 m high
- Larch or hardwood infill up to 1.25 m high, with cross board above
- Hardwood base board
- Top section secured with vertical 1/2" bars

Safety grilles

The safety grilles are mobile to prevent injury.



Standard safety grilles

- Sturdy hot-dip galvanised frame
- Replaceable grille insert
- With chains



Rubber safety grilles

- Flexible two-part perforated rubber mat
- Suitable for covered installations



Safety grille bars

- With 14 flexible plastic bars

Barn doors



Single-wing hinged barn door Standard plus

- + 1.60 m high
- + Larch or hardwood infill up to 1.00 m high
- + Cross board
- + Base profile 80 mm high
- + 2 round posts with end plate



Single-wing hinged barn door Exclusive

- + 2.00 m high
- + Larch or hardwood infill up to 1.25 m high
- + Cross board
- + Base profile 80 mm high
- + 2 round posts with end plate



Two-wing hinged barn door Standard plus

- + 1.60 m high
- + Larch or hardwood infill up to 1.00 m high
- + Cross board
- + Lock for static wing
- + Base profile 80 mm high
- + 2 round posts with end plate



Two-wing hinged barn door Exclusive

- + 2.00 m high
- + Larch or hardwood infill up to 1.25 m high
- + Cross board
- + Lock for static wing
- + Base profile 80 mm high
- + 2 round posts with end plate



Sliding door element Exclusive

- + 2.30 m high
- + Larch or hardwood infill up to 1.25 m high
- + Cross board
- + Base profile 50 mm high and base board if required
- + Frame 2.30 m high, 3.00 m wide

“The various elements and modules can be put together and combined according to your individual requirements. We would be pleased to help you with your selection and show you the advantages and special features of the individual modules in detail.”



1



2

TWO-WING HINGED BARN DOORS

Our generously dimensioned and two-wing hinged barn doors make daily work much easier and provide additional safety – for you and your horses.

You can't get more space than that. Our two-wing hinged barn doors create a large entrance and exit – a real advantage in everyday work. Bringing the horses in and out is easier and safer and for the wide access entrance is a real relief for mechanised ground maintenance.

“Simple and safe for daily use.”



3



4



5



6

TECHNICAL DETAILS

Best solutions – proven thousands of times over

As we all know, standing still is taking a step backwards. This is not the only reason why our technicians are constantly working on improving R&R products.

As a result many of our technical elements are very suitable for everyday use and have proven themselves thousands of times over under the toughest conditions. The following pages feature a se-

lection of these technical solutions. Developed for you and found to be good.

Control units

The heart of every horsewalker is the switchbox with PLC electronics. The speed is infinitely variable and automatic direction switching is naturally also possible. The options enable many solutions for individual needs.



1



2



3



4



5



6



7



Standard switchbox

- ⊕ Single-stage training system
- ⊕ Infinitely variable speed selection
- ⊕ Automatic direction change
- ⊕ Start/stop via main power switch
- ⊕ 230 V with 16 A fuse
- ⊕ Emergency stop switch



Switchbox De Luxe

- ⊕ Three programme stages with infinitely variable speed selection and automatic direction change
- ⊕ Switch for left or right rotation or automatic changeover
- ⊕ Switch for 230 V socket
- ⊕ On-off button
- ⊕ 230 V with 16 A fuse
- ⊕ Emergency stop switch
- ⊕ Optionally with thermostat controlled heating and ventilation system
- ⊕ Optional remote control for easy track maintenance
- ⊕ Optional door contact switch or on/off



Switchbox with touchscreen

- ⊕ Housing in stainless steel
- ⊕ Siemens touch panel
- ⊕ Four programmes for individual setting
- ⊕ Infinitely variable speed selection
- ⊕ Automatic direction change
- ⊕ Heating and ventilation
- ⊕ Safe door contact switches
- ⊕ Optional control via app
- ⊕ Optional remote maintenance
- ⊕ Optional remote control
- ⊕ Optional connection of cameras



1

AQUALINE

Aquatrainner and Spa

The AquaLine Aquatrainer from Activo-Med has become established in recent years as an ideal wellness and training device in many rehabilitation centres and equestrian facilities around the world.

Gentle training with water to build up muscles

- After injuries
- For young horses before breaking in
- For sport horses as a training element

can be ideally achieved and controlled with the AquaLine Aquatrainer.

During operation, the water level and speed can be continuously adjusted and adapted to the horse's behaviour.

The treadmill and aqua tank are of extra-long construction so that the horse can easily stretch forward and downwards while moving.

With Makrolon panes on one side,



2

“ Good health and a motivated horse are essential for your own success. Activo-Med helps you achieve this with a sustainable approach.”

Dr Matthias Baumann, specialist veterinarian for horses and Olympic team eventing champion



4

AquaLine-Spa – the ideal wellness device for optimal hydrotherapy

The combination of cooled water with a high salt concentration and oxygen enrichment promotes the natural healing processes – and naturally aids training.



3

the development of the horse’s movement can be precisely observed and recorded. The water filtration system can be designed with basic filtration or with full filtration using activated carbon filters and UV sterilisation. The water is therefore always clean – even without chemicals.



Creativity and craftsmanship

Inspired by the desires of our customers, we design home interiors and interiors for stables. Equestrian sport is in our blood, just like the love of craftsmanship in precise designs and expert installation. We make products that make your daily activities more functional and pleasant. That this can be effectively combined with aesthetics and atmosphere is clear from the projects that we have completed, both nationally and internationally. As a family business, we do everything ourselves, from consultation and the first sketches to the final delivery.

SeBo[®]
Interior & Equipage

Worlds finest artisans

T 0031 416 530 700 E info@seboeurope.com
www.sebointeriorequipage.com

NEXT GENERATION HORSE WELLNESS



TRIED AND TESTED AROUND THE WORLD.
RECOMMENDED BY OLYMPIC WINNERS AND WORLD CHAMPIONS.
TECHNICALLY PERFECTED.

ACTIVOMED

**IMPULSELINE
PROFESSIONAL**

WWW.ACTIVOMED.DE

Einfach anspruchsvoll.



Einfach Böckmann.

Der Equipe vereint Arbeits- und Lebenswelten auf höchstem Niveau. Design und Qualität erfüllen die Ansprüche an ein Fahrzeug der Superlative. Das Pferdeabteil garantiert maximale Sicherheit, die exklusiven Wohnräume erfüllen individuelle Wünsche – progressive Sportlichkeit oder moderner Luxus: Sie entscheiden.

+49 (0) 4472 895-960
horsetrucks@boeckmann.com
einfach.boeckmann.com





HorseProtect ComfortStall®
weich und flexibel - weniger Einstreu - mehr Hygiene



HorseProtect Kickboards
perfekter Wandschlagschutz



HorseProtect Liquid Rubber
sicherer Stand - perfekte Hygiene

HorseProtect
sorgt für Hygiene, Sicherheit
und Kosteneffizienz



PERFECTION!

*made in
Germany*

NEED QUALITY? FIND GHI!



TOP
CONTACTS

TOP
BRANDS

TOP
PRODUCTS





TRADITION. QUALITY. PASSION.





Follow us online:



LIVING SPACES FOR HORSES. SINCE 1867

Röwer & Rüb GmbH Syker Straße 205–213 27321 Thedinghausen www.roewer-rueb.de

T +49 4204 9140–0 F +49 4204 9140–60 E info@roewer-rueb.de

St.-Nr. 2348/201/23490 USt.-IdNr. DE 262 942 855 Local Court Walsrode Commercial Register 201413

CEOs Rüdiger Deckert, Jörn Gaudeck

RÖWER & RÜB